PSG
GLOBAL HARDWARE

AKCESORIA DO BRAM I OGRODZEŃ

POSTAL® STEEL GROUP

Stalowe elementy kute
Steel forged components |
Die geschmiedeten Stahlelemente

PINOX

Produkty ze stali nierdzewnej
Stainless steel products | Produkten aus Edelstahl

PSG

Akcesoria do bram i ogrodzeń
Accessories for gates and fences |
Zubehör für Tore und Zäune

STAR® FLEX

Tarcze do cięcia i szlifowania
Cutting and grinding discs |
Scheiben zum Schneiden und Schleifen

STAR® WIRE

Drut spawalniczy
Welding wire | Schweißdraht

Platinium

Drut spawalniczy
Welding wire | Schweißdraht

Postal Steel Group od ponad 30 lat jest dostawcą najwyższej jakości produktów z branży metalowej. Od samego początku istnienia firmy stawiamy na wysoką jakość oraz doskonałą obsługę. Zatrudniamy ponad 30 doświadczonych mobilnych i stacjonarnych doradców, którzy pomagają naszym klientom wybrać najlepsze produkty z naszego szerokiego asortymentu.

Kilka lat temu, w ramach grupy Postal, stworzyliśmy markę PSG. W ramach PSG oferujemy szeroki asortyment akcesoriów takich jak wózki do bram przesuwnych, profile jezdne i różnorodne zawiasy, gwarantujących sprawne funkcjonowanie bram i ogrodzeń. Wśród produktów PSG znajdziecie Państwo także liczne elementy wykończeniowe bram i ogrodzeń jak daszki, szyldy, klamki oraz wszelkiego rodzaju zasuwy. Obecnie jesteśmy największym dostawcą ww. rozwiązań na rynku polskim, a naszym nadrzędnym celem jest osiągnięcie jak najwyższej pozycji także na rynku europejskim.

Staramy się rozwijać budując kolejne marki i ciągle poszerzając naszą ofertę. Tak obok PSG powstały marki PINOX – elementy ze stali nierdzewnej do balustrad, STARFLEX – tarcze do cięcia i szlifowania, STAR WIRE i PLATINIUM – wysokiej jakości druty i akcesoria spawalnicze. W Europie Środkowej jesteśmy liderem w swojej branży, a marka POSTAL jest szeroko znana w Polsce i poza nią. Dołożymy wszelkich starań aby również marka PSG kojarzyła się z najwyższą jakością i rzetelnością.

Postal Steel Group has been a supplier of top-quality metal products for more than 30 years. Since the beginning we have always cared about providing our customers with the best possible service and the highest quality products. We employ over 30 experienced mobile and stationary advisers, who help our clients to choose the most suitable goods for them from our varied assortment.

Few years ago, we created PSG brand, which constitutes a part of our company and each year offers you more products. Under this brand we offer wide range of cantilever gate carriages, rails for cantilever gate system, many kinds of different hinges ensuring the smooth functioning of gates and fences. Our brand offers finishing elements of gates and fencing as postcaps, shields, door handles and all kinds of bolts and latches.

Currently, we are the largest supplier of the above solutions on the Polish market, and our ultimate goal is to achieve the top position on the European market as well.

We try to develop continuously by establishing new brands and widening our offer. This way we have created the PINOX brand – stainless steel elements for balustrades, STARFLEX – cutting and grinding discs, flap discs, STAR WIRE and PLATINIUM – high quality welding wires and welding accessories.

In Central Europe, we are the leader in our field and the brand POSTAL is well known in Poland and abroad. We will make every effort to make PSG brand associated with the highest quality and reliability.

Die Postal Steel Group ist seit mehr als 30 Jahren ein Lieferant von Metallprodukten höchster Qualität. Wir beschäftigen mehr als 30 erfahrene mobile und stationäre Berater, die unseren Kunden bei der Auswahl der richtigen Produkte aus unserer breiten Palette helfen.

Vor einigen Jahren, haben wir innerhalb der Postal Steel Group die PSG Marke kreiert. Die PSG bietet eine weite Auswahl an Zubehör für Schiebetorsysteme sowie unterschiedliche Scharniere und Beläge, die reibungslosen Betrieb von Toren und Zäunen garantieren. Unten PSG Produkten finden Sie auch zahlreiche Ergänzungsbauteile wie Kappen, Rosetten, Türdrücker und Riegel.

Zur Zeit sind wir der größte Lieferant dieser Systeme auf dem polnischen Markt. Jeden Tag bemühen wir uns die gleiche Position auch auf den europäischen Märkten zu erreichen.

Wir entwickeln uns ständig durch den Bau neuer Marken und Erweiterung unseres Angebotes. Auf diese Art und Weise haben neben PSG auch andere Marken wie PINOX – Edelstahlteile für Geländer, STAR-FLEX – Schleif- und Schneidescheiben, STAR WIRE und PLATINIUM – hochwertige Schweißdrähte und Schweißzubehör, kreiert.

In Mitteleuropa sind wir der Marktführer in unserer Branche und der Name POSTAL ist in Polen und weltweit bekannt. Wir werden unser Bestes tun damit auch der Name PSG immer mit der höchsten Qualität und Zuverlässigkeit verbunden wird.

PSG

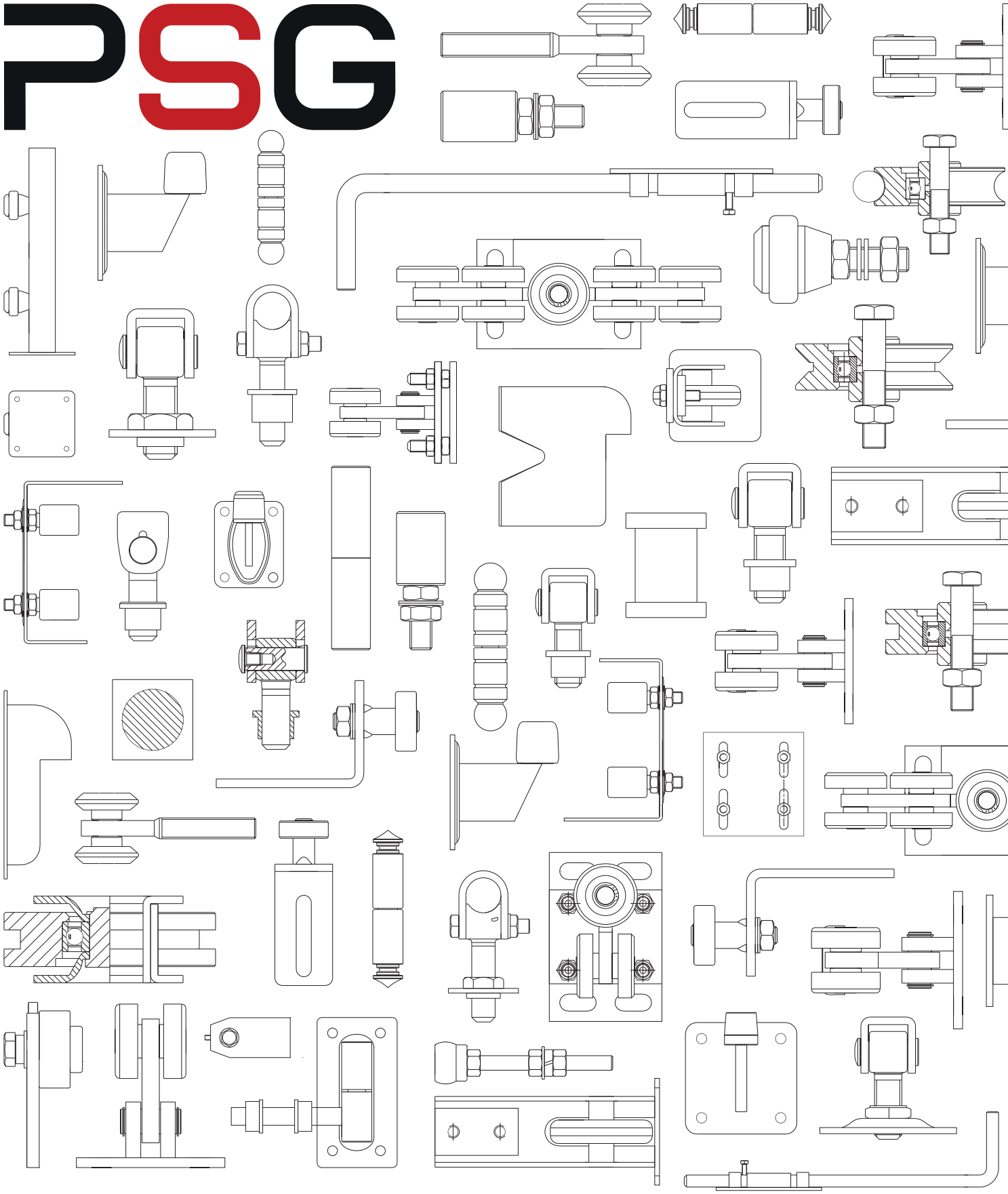

Wszystkie wymiary podane w milimetrach

All dimensions in mm | Alle Abmessungen in mm

Zastrzega się możliwość zmian technologicznych lub odchyleń od wymiarów. Produkty oryginalne mogą się w niewielkim stopniu różnić od przedstawionych na zdjęciach.

We inform that minor technological changes and size deviations of the products are possible. The original products might be slightly different than the ones presented on the pictures. |

Die Möglichkeit der technologischen Änderungen oder Abweichung von gegebenen Abmessungen im Katalog sind vorbehalten. Originelle Produkten können sich ansatzweise von den presäntierten Fotos unterscheiden.

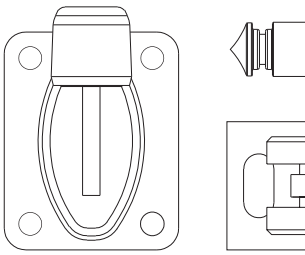

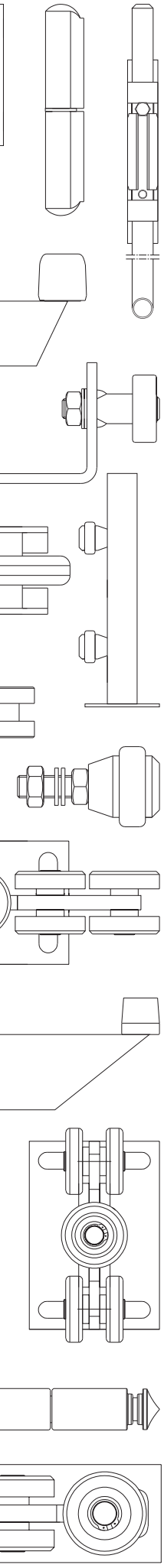

Automatyka do bram Gate automation | Torantriebe 11

Pakiety wózków Cantilever gate carriages sets | Laufrollenbocksätze 13

Wózki Cantilever gate carriages | Laufrollenböke 19

Uchwyty i najazdy Guide wheels and end stops | Auflaufelemente 30

Rolki prowadzące Nylon rollers | Führungsrollen 34

Listwy zębate do bram Gear Racks | Zahnstangen 36

Szyny do bram Rails for cantilever gates | Torprofile 39

Rolki jezdne Sliding gate wheels | Torrollen 41

System podwieszany Hanging doors system | Hängende Schiebetorsysteme 47

Zawiasy regulowane Adjustable hinges | Scharniere einstellbar 53

Stopery Stoppers | Stopper 62

Zawiasy toczone Turned hinges | Gedrehte Scharniere 65

Zawiasy pasowe Strap hinges | Riemenscharniere 70

COMUNELLO GATE DIVISION 78

Daszki na słupki Post caps | Pfostenkappen 81

Zaślepki End caps | Endkappen 85

Klamki i uchwyty Door handles | Türdrücker und Griffe 95

Szyldy Szyldy Shields | Schlossrosetten 106

Zamki i wkładki Locks | Schlösser 118

Elektrozaczepy Electic locks | Elektrische Türöffner 128

Akcesoria mocujące Fixing elements | Befestigungszubehör 132

Rygle i zasuwy Latches | Riegel 138

1A Cyfry i litery Numbers and letters | Zahlen und Buchstaben 145

Uchwyty flag Flag holders | Fahnenhalter 148

Kłódki Padlocks | Vorhängeschlösser 149

Skrzynki na listy Mail boxes | Briefkästen 152

Lampy Lamps | Lampen 167

Nogi do ławek Bench legs /| Bankfüße 168

Systemy drzwi przesuwnych typu Barn Door Barn Door hardware kit | Scheunentor-Schiebetürsystem 170

Farby i patyny Paints and patinas | Farben und Patine 182

Kotwy i akcesoria Anchors and accessories | Anker und Zubehör 186

Drut spawalniczy Welding wires | Schweissdraht 188

Akcesoria spawalnicze Welding accesoriess | Schweißzubehör 191

Tarcze Discs | Trennscheiben 199

Spis indeksów Index list | Produktverzeichnis 201

str./p. 32
Uchwyt bramy
End stop
Einlaufgabel

str./p. 32
Prowadzenie górne
Gate guide
Laufrollenbock

str./p. 33
Zderzak zewnętrzny
Gate stopper
Torstopper

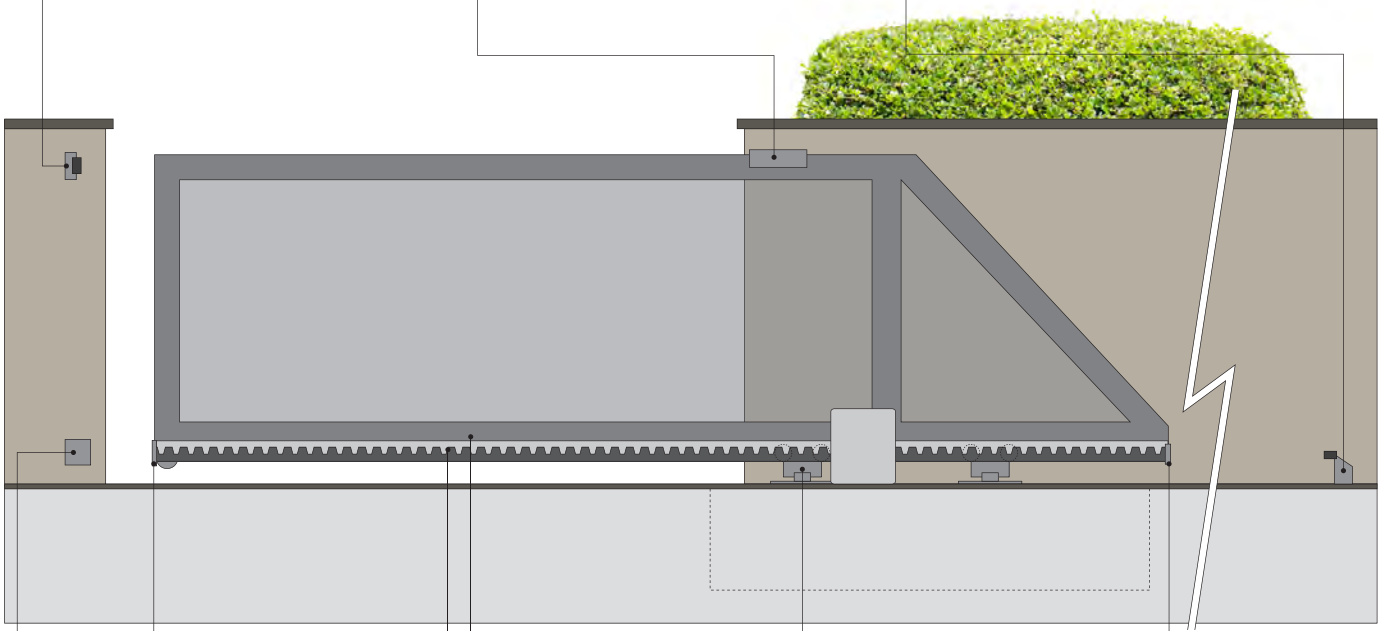



str./p. 30
Rolka najazdowa
Guide wheel
Auflaufrolle

str./p. 39
Ceownik do bram
Rail for cantilever gates
Torprofil

str./p. 30
Zakończenie profilu
End cap
Torprofilabdeckung

str./p. 31
Uchwyt najazdu
End stop
Einlaufgabel

str./p. 36
Listwa zębata
Gear rack
Zahnstange

str./p. 19
Wózek jezdny
Cantilever gate carriage
Laufrollenbock

str./p. **32**

Uchwyt bramy
End stop
Einlaufgabel

str./p. **32**

Prowadzenie górne
Gate guide
Laufrollenbock

str./p. **33**

Zderzak zewnętrzny
Gate stopper
Torstopper

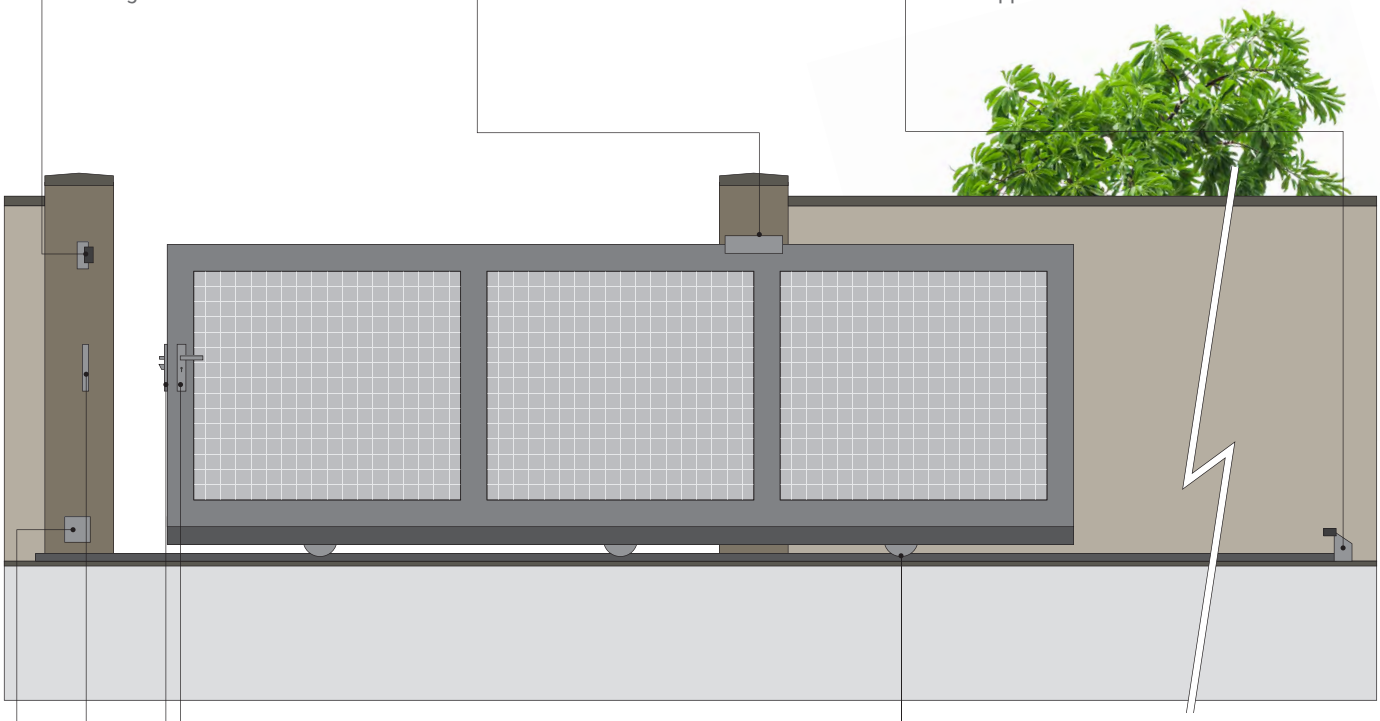

str./p. **118**

Zaczep furtki
Catch
Anschlag für Schloss

str./p. **113**

Szyld z klamką
Door handle with shield
Türdrücker mit Rosette

str./p. **41**

Rolka jezdna
Sliding gate wheel
Führungsrolle

str./p. **31**

Uchwyt najazdu
End stop
Einlaufgabel

str./p. **118**

Zamek hakowy
Lock
Hackenschloss

str./p. **81**

Daszek na słupek
Post cap
Pfostenkappe

str./p. **33**

Zderzak zewnętrzny
Gate stopper
Torstopper



str./p. **53**

Zawias
Hinge
Scharnier

str./p. **62**

Stoper
Gate stopper
Torstopper

str./p. **141**

Rygiel
Latch
Riegel

str./p. **81**

Daszek na słupek
Post cap
Pfostenkappe

str./p. **160**

Skrzynka na listy
Mail box
Briefkasten

str./p. **115**

Szyld z klamką
Door handle with shield
Türdrücker mit Rosette

str./p. **53**

Zawias
Hinge
Scharnier

str./p. **121**

Kaseta z zamkiem
Lock box set
Schloss + Kasten

str./p. **49**

Ceownik do bram
Rail for cantilever gates
Torprofil

str./p. **50**

Wieszak do szyny
Wall fixing bracket
Wandbefestigungswinkel

str./p. **47**

Rolka górna
Hanging door roller
Vierfacheführungsrolle

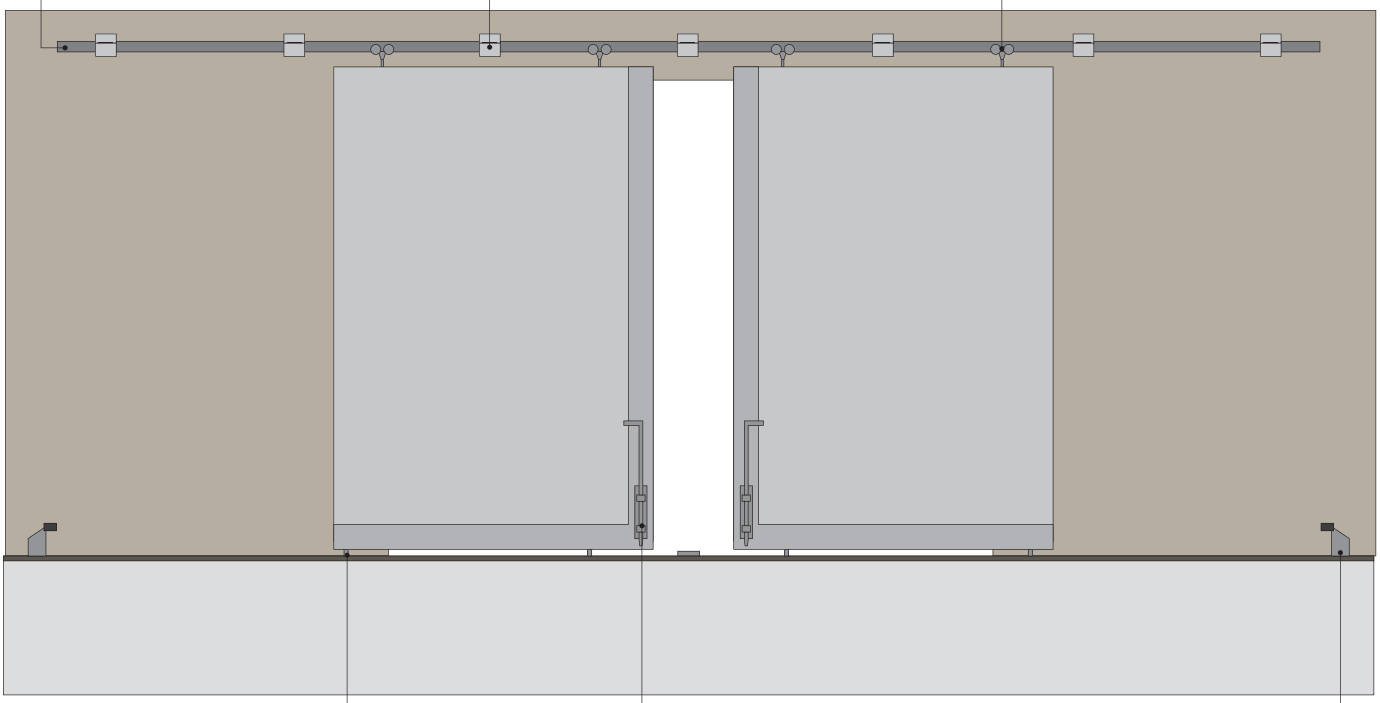



str./p. **51**

Prowadzenie dolne
Guide roller with plate
Führungsrolle mit Platte

str./p. **141**

Rygiel
Latch
Riegel

str./p. **33**

Zderzak zewnętrzny
Gate stopper
Torstopper

W ofercie posiadamy automatykę czołowych producentów europejskich:

We provide automation of leading european manufacturers: |
Wir bieten Torantriebe von führenden europäischen Herstellern:

NAJMOCNIEJSZA AUTOMATYKA DO BRAM

BENINCA® AUTOMATYKA DO BRAM

www.beninca.pl

BFT

CAME

FAAC
Simply automatic.

Nice

SEA electronic opening system

SATURN
SUPER FAST 500 24V

najszybszy napęd
do bramy przesuwnej

#nr 1 na rynku

MOCNE WNĘTRZE! NAJWYŻSZA JAKOŚĆ!

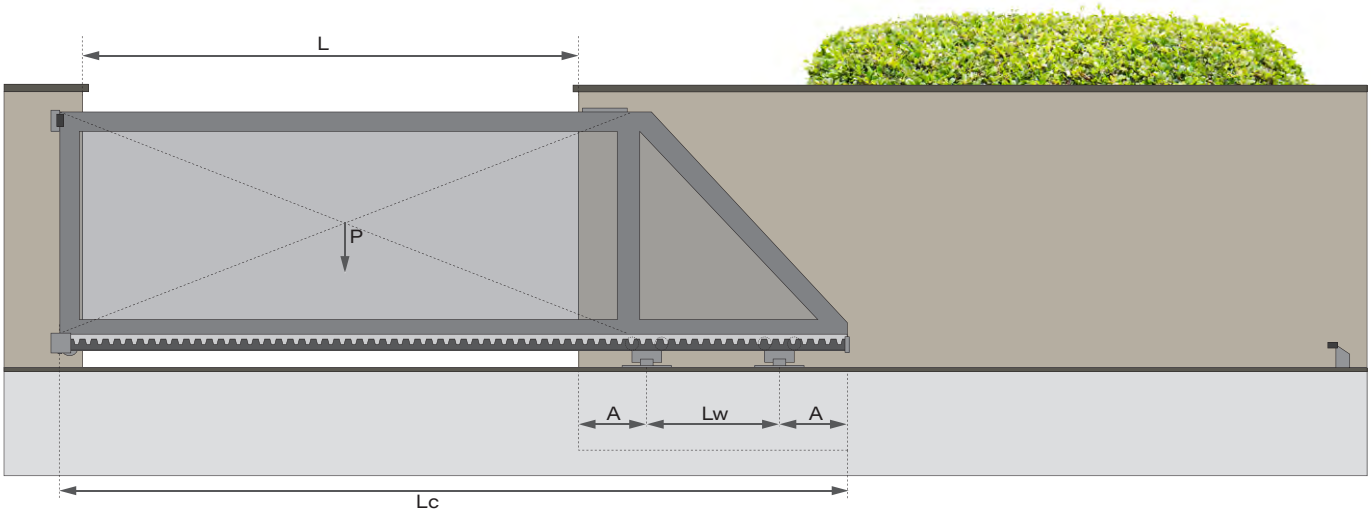

$$Pw_{min} = \frac{P\,(\tfrac{1}{2}L + A)}{Lw}$$

Pw	Obciążalność wózka [kg] Carriage load capacity | Bockbelastung
P	Waga całkowita bramy [kg] Total weight of the gate | Torgewicht
L	Długość bramy w świetle [m] Opening width | Torbreite zwischen den Pfosten
Lw	Rozstaw wózków w osiach [m] Lw min = 1/3 L Spacing of carriages | Achsabstand der Wagen
A	Długość występu od osi kotwienia wózka [m] Edge distance of carriage anchoring axis | Abstand ab Verankerungsachse
Lc	Długość całkowita bramy [m] Lc = L + Lw + 2A Total length of the gate | Torlänge

Pakiet wózków 60 plus akcesoria
Cantilever gate carriages with accessories | Schiebetorsystemset

60.00E.60	2 × 60.008.60	60.011.60	60.020.60
	(str./p. 26)	(str./p. 30)	(str./p. 31)

P (kg) Waga bramy Weight of gate | Torgewicht	L (m) Długość bramy w świetle Opening width | Torbreite zwischen den Pfosten				
	2,0 m	2,5 m	3,0 m	3,5 m	4,0 m
	LW (m) Rozstaw wózków w osiach Spacing of carriages | Achsabstand der Wagen				
100	0,50	0,60	0,70	0,80	0,90
125	0,60	0,80	0,90	1,00	1,20
150	0,80	0,90	1,00	1,20	1,40
175	1,00	1,20	1,40	1,50	1,70
200	1,10	1,30	1,70	1,90	2,00



Pakiet wózków 70 plus akcesoria
Cantilever gate carriages with accessories | Schiebetorsystemset

60.00E.70	2 × 60.008.70	60.011.70	60.020
	(str./p. 26)	(str./p. 30)	(str./p. 31)

P (kg) Waga bramy Weight of gate | Torgewicht	L (m) Długość bramy w świetle Opening width | Torbreite zwischen den Pfosten LW (m) Rozstaw wózków w osiach Spacing of carriages | Achsabstand der Wagen				
	3,0 m	3,5 m	4,0 m	4,5 m	5,0 m
200	1,00	1,15	1,30	1,50	1,65
225	1,10	1,30	1,50	1,70	1,90
250	1,30	1,50	1,70	1,90	2,10
275	1,40	1,60	1,80	2,00	2,30
300	1,60	1,80	2,00	2,25	2,50

Pakiet wózków 80 plus akcesoria
Cantilever gate carriages with accessories | Schiebetorsystemset

60.00E.80	2 × 60.008.80	60.011.80	60.020
	(str./p. 26)	(str./p. 30)	(str./p. 31)

P (kg) Waga bramy Weight of gate | Torgewicht	L (m) Długość bramy w świetle Opening width | Torbreite zwischen den Pfosten LW (m) Rozstaw wózków w osiach Spacing of carriages | Achsabstand der Wagen				
	3,5 m	4,0 m	4,5 m	5,0 m	5,5 m
300	1,35	1,50	1,70	1,90	2,10
325	1,50	1,70	1,90	2,10	2,30
350	1,70	1,90	2,10	2,30	2,50
375	1,80	2,00	2,20	2,50	2,80
400	1,90	2,20	2,40	2,70	3,00

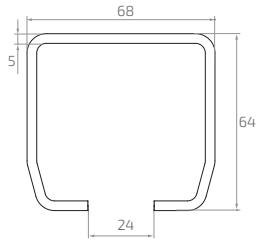

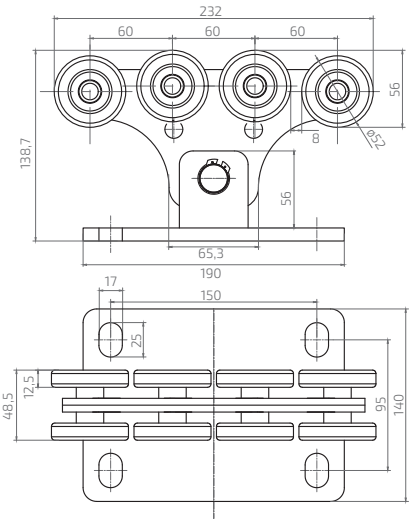

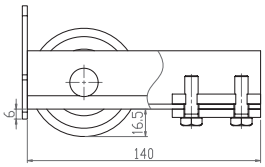

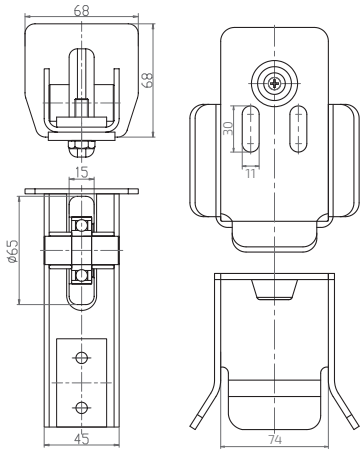

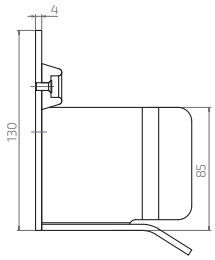

Pakiet wózków 68 plus akcesoria (system 68×64)

Cantilever gate carriages with accessories | Schiebetorsystemset

	2 × 60.068	1 × 60.011.68	1 × 60.020	1 × 60.068.ZN	1 × 64.710.25
60.00P.68	✓	✓	✓		
60.00P.68.SET	✓	✓	✓	✓	
60.00P.68.SET1	✓	✓	✓	✓	✓
		(str./p. 30)	(str./p. 30)		

P (kg) Waga bramy Weight of gate | Torgewicht	L (m) Długość bramy w świetle Opening width | Torbreite zwischen den Pfosten 2,5 m	3,0 m	3,5 m	4,0 m
	LW (m) Rozstaw wózków w osiach Spacing of carriages | Achsabstand der Wagen			
200	0,90	1,00	1,10	1,20
225	0,90	1,05	1,15	1,25
250	1,00	1,10	1,25	1,30
275	1,00	1,15	1,20	1,35
300	1,00	1,20	1,35	1,45

Pakiet wózków 70 plus akcesoria
Cantilever gate carriages with accessories | Schiebetorsystemset

60.00P.70	2 × 660.003.70	60.011.70	60.020
	(str./p. 20)	(str./p. 30)	(str./p. 31)

L (m) Długość bramy w świetle
Opening width | Torbreite zwischen den Pfosten

P (kg) Waga bramy Weight of gate | Torgewicht	3,5 m	4,0 m	4,5 m	5,0 m	5,5 m	6,0m
	LW (m) Rozstaw wózków w osiach Spacing of carriages | Achsabstand der Wagen					
350	1,40	1,60	1,80	2,00	2,20	2,40
400	1,60	1,80	2,00	2,20	2,50	2,80
450	1,90	2,20	2,40	2,70	3,00	3,30
500	2,20	2,50	2,80	3,10	3,40	3,70

Pakiet wózków 80 plus akcesoria
Cantilever gate carriages with accessories | Schiebetorsystemset

60.00P.80	2 × 660.003	60.011.80	60.020
	(str./p. 20)	(str./p. 30)	(str./p. 31)

L (m) Długość bramy w świetle
Opening width | Torbreite zwischen den Pfosten

P (kg) Waga bramy Weight of gate |Torgewicht	3,5 m	4,0 m	4,5 m	5,0 m	5,5 m	6,0m
	LW (m) Rozstaw wózków w osiach Spacing of carriages | Achsabstand der Wagen					
400	1,25	1,40	1,55	1,75	1,90	2,10
450	1,40	1,60	1,80	2,00	2,20	2,40
500	1,60	1,80	2,00	2,30	2,50	2,70
550	1,75	2,00	2,25	2,50	2,75	3,00
600	1,95	2,20	2,40	2,70	3,00	3,30



Pakiet wózków 60.003.70.01 plus akcesoria (rolki z tworzywa)
Cantilever gate carriages with accessories | Schiebetorsystemset

60.00P.70.01	2 × 660.003.70	60.011.70	60.020
	(str./p. 20)	(str./p. 30)	(str./p. 31)

P (kg) Waga bramy Weight of gate | Torgewicht	**L** (m) Długość bramy w świetle Opening width | Torbreite zwischen den Pfosten **LW** (m) Rozstaw wózków w osiach Spacing of carriages | Achsabstand der Wagen			
	3,5 m	4,0 m	4,5 m	5,0 m
250	1,35	1,55	1,75	1,90
300	1,55	1,75	1,90	2,10
350	1,85	2,10	2,30	2,60
400	2,10	2,40	2,70	3,00

Pakiet wózków 60.003.01 plus akcesoria (rolki z tworzywa)
Cantilever gate carriages with accessories | Schiebetorsystemset

60.00P.80.01	2 × 660.003.01	60.011.80	60.020
	(str./p. 20)	(str./p. 30)	(str./p. 31)

P (kg) Waga bramy Weight of gate |Torgewicht	L (m) Długość bramy w świetle Opening width | Torbreite zwischen den Pfosten LW (m) Rozstaw wózków w osiach Spacing of carriages | Achsabstand der Wagen			
	3,5 m	4,0 m	4,5 m	5,0 m
300	1,35	1,45	1,75	1,90
350	1,55	1,75	2,00	2,15
400	1,75	1,95	2,25	2,40
450	2,00	2,20	2,45	2,70



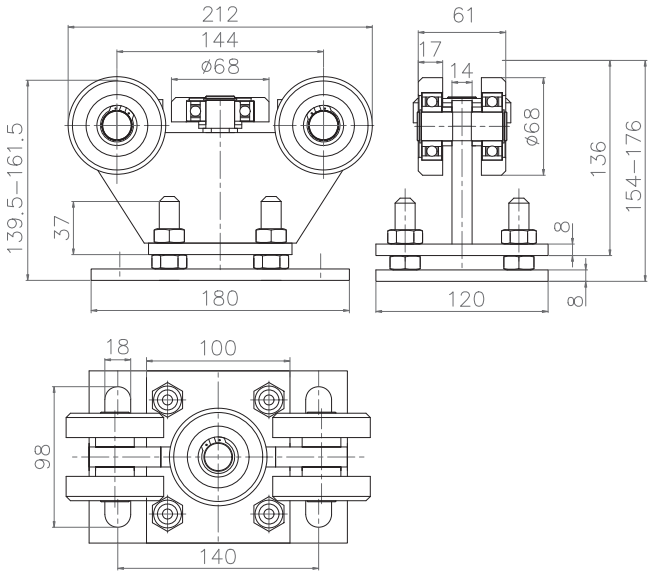

Pwmax 650kg

Wózek jezdny 80 rolki stalowe
Cantilever gate carriage 80 steel rollers | Freitragende Torwagen – Stahlrollen

	A	A1	B	B1	H	C	C1	D
60.001	180	140	120	98	139,5-1615	68	17	68

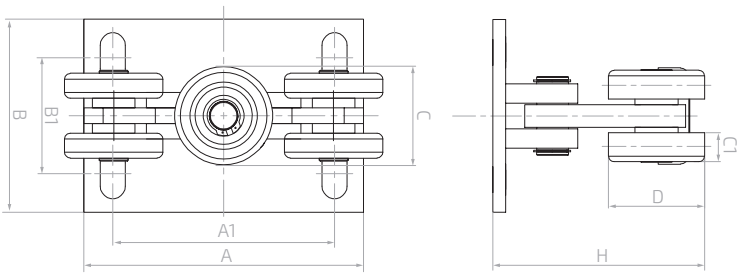

Pwmax 650kg

Wózek jezdny rolki stalowe
Cantilever gate carriage steel rollers | Freitragende Torwagen - Stahlrollen

	A	A1	B	B1	H	C	C1	D
60.002	180	140	120	65	140	68	17	68
60.002.70	180	140	120	65	134	60	17	60

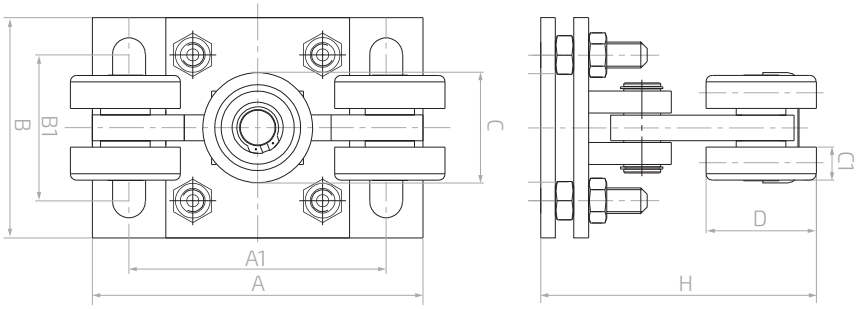

1 Pwmax 750kg
2 Pwmax 650kg

Wózek jezdny rolki stalowe
Cantilever gate carriage steel rollers | Freitragende Torwagen - Stahlrollen

		A	A1	B	B1	H	C	C1	D
1	60.003	180	140	120	65	155	68	17	68
2	60.003.70	180	140	120	65	150	60	17	60

3 Pwmax 450kg
4 Pwmax 400kg

Wózek jezdny rolki z tworzywa
Cantilever gate carriage nylon rollers | Freitragende Torwagen - Nylonrolle

		A	A1	B	B1	H	C	C1	D
3	60.003.01	180	140	120	70	155	68	22	68
4	60.003.70.01	180	140	120	65	150	60	22	60

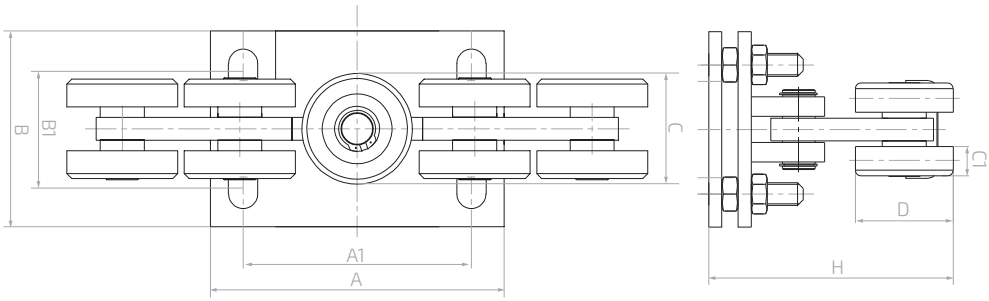

Wózek jezdny 80 rolki stalowe
Cantilever gate carriage 80 steel rollers | Freitragende Torwagen 80 - Stahlrollen

	A	A1	B	B1	H	C	C1	D
60.007	180	140	120	65	155	68	17	68

Pwmax 1000kg

Wózek jezdny 80 rolki stalowe
Cantilever gate carriage 80 nylon rollers | Freitragende Torwagen - Nylonrolle

	A	A1	B	B1	H	C	C1	D
60.007.01	180	140	120	65	155	68	22	68

Pwmax 600kg

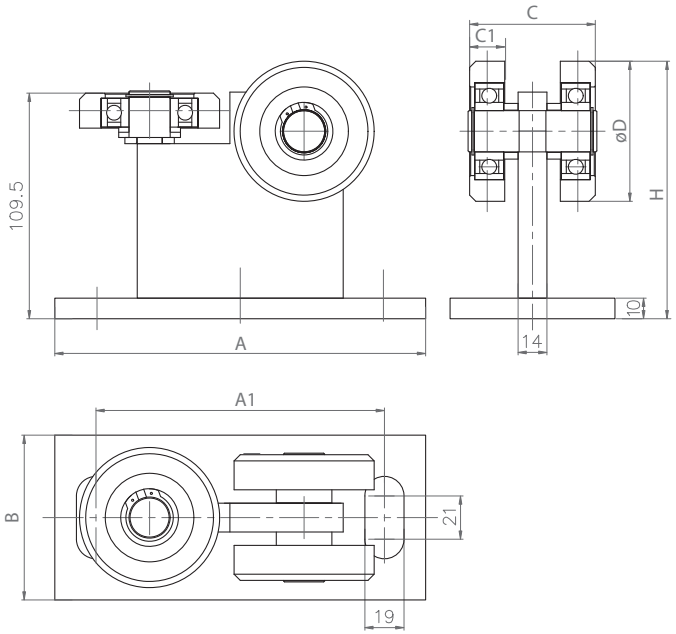

Pwmax 350kg

Wózek jezdny do bram podwieszanych 80 rolki stalowe i z tworzywa
Cantilever gate carriage 89×100, 2 steel rollers + 1 nylon | Freitragende Torwagen 89×100, 2 Stahlrollen + 1 Nylonrolle

	A	A1	B	H	C	C1	D
60.005	180	140	80	125	61	17	68

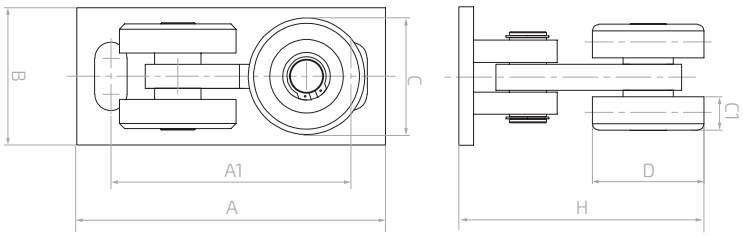

Pwmax 350kg

Wózek jezdny do bram podwieszanych 80 rolki stalowe i z tworzywa
Cantilever gate carriage 80×80, 2 steel rollers + 1 nylon | Freitragende Torwagen 80×80, 2 Stahlrollen + 1 Nylonrolle

	A	A1	B	H	C	C1	D
60.006	165	128	29	105	62	18	68

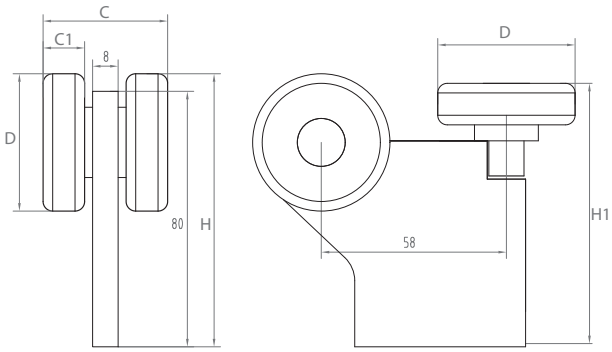

1 2

Pwmax 150kg | Pwmax 200kg

Wózek 3-rolkowy do bram podwieszanych, 2 rolki stalowe + 1 z tworzywa
3-roller cart for hanging door system, 2 steel rollers + 1 nylon | 3-Rollen-Wagen;
2 Stahlrollen + 1 Nylon

		H1	H	C	C1	D
1	60.204.43	81,5	85,5	39	13	43
2	60.204.51	82,5	89,5	44	13	51

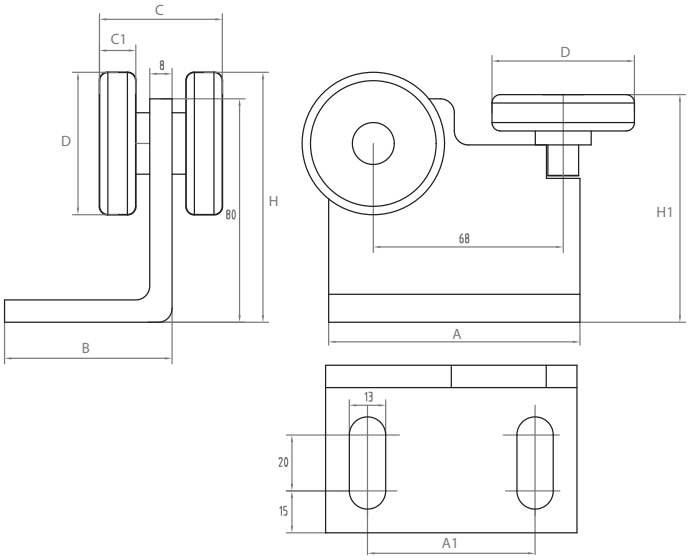

3 4

Pwmax 150kg | Pwmax 200kg

Wózek 3-rolkowy do bram podwieszanych, 2 rolki stalowe + 1 z tworzywa
3-roller cart for hanging door system, 2 steel rollers + 1 nylon | 3-Rollen-Wagen;
2 Stahlrollen + 1 Nylon

		A	A1	B	H1	H	C	C1	D
3	60.203.43	90	60	60	81,5	85,5	39	13	43
4	60.203.51	90	60	60	81,5	89,5	44	13	51

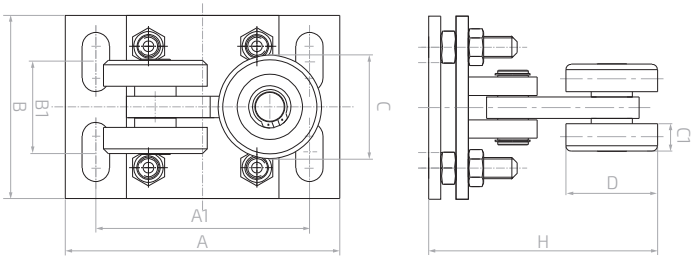

Pwmax 350kg

Wózek jezdny 80 rolki stalowe
Cantilever gate carriage 80 steel rollers | Freitragende Torwagen 80 Stahlrollen

	A	A1	B	B1	H	C	C1	D
60.004	180	140	120	65	145	68	17	68

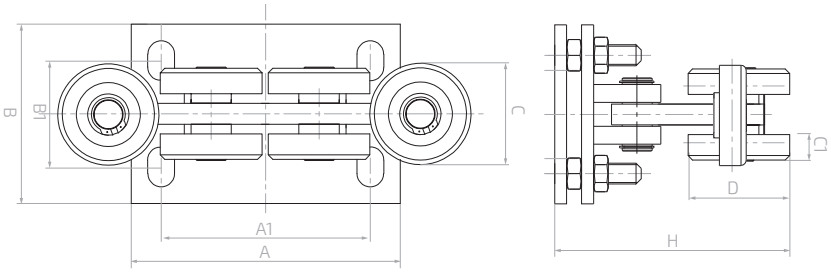

Pwmax 800kg

Wózek jezdny 80/6 rolki stalowe
Cantilever gate carriage 80/6 steel rollers | Freitragende Torwagen 80/6 Stahlrollen

	A	A1	B	B1	H	C	C1	D
60.003.06	180	140	120	65	155	68	17	68

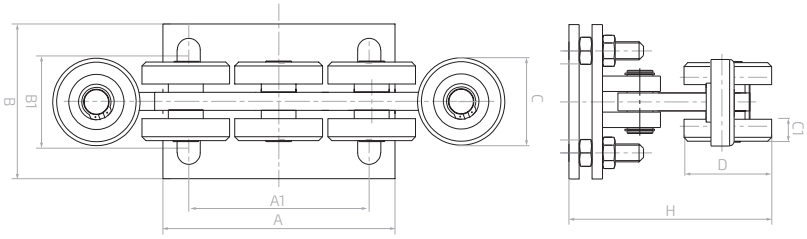

Pwmax 1000kg

Wózek jezdny 80/8 rolki stalowe
Cantilever gate carriage 80/8 steel rollers | Freitragende Torwagen 80/8 Stahlrollen

	A	A1	B	B1	H	C	C1	D
60.007.08	180	140	120	65	155	68	17	68

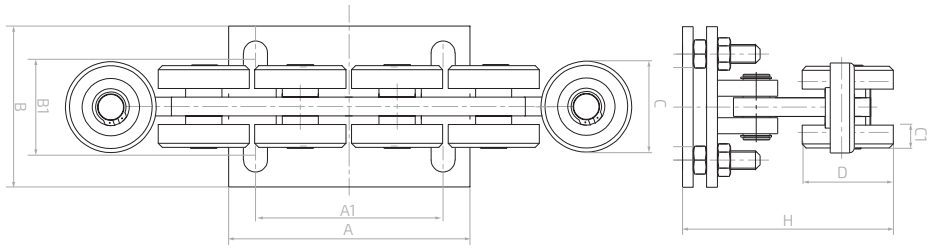

Pwmax 1200kg

Wózek jezdny 80/10 rolki stalowe
Cantilever gate carriage 80/10steel rollers | Freitragende Torwagen 80/10 Stahlrollen

	A	A1	B	B1	H	C	C1	D
60.007.10	180	140	120	65	155	68	17	68



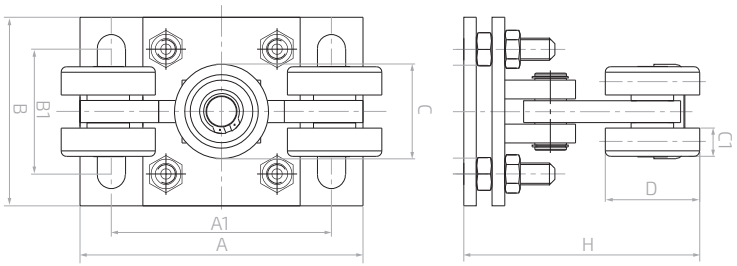



Wózek jezdny rolki stalowe
Cantilever gate carriage steel rollers | Freitragende Torwagen Stahlrollen

		A	A1	B	H1	H	C	C1	D
1	60.008.60	145	110	100	80	150	51	13	51
2	60.008.70	200	150	100	60	150	60	15	60
3	60.008.80	200	155	100	60	150	68	17	68

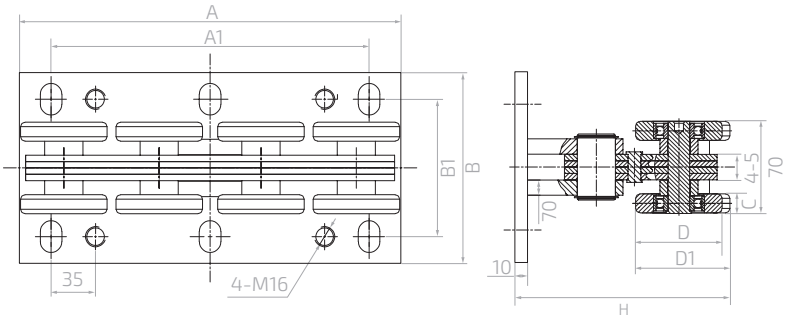

Wózek jezdny 89 × 100, rolki stalowe
Cantilever gate carriage 89 × 100, steel rollers | Freitragende Torwagen 89 × 100, Stahlrollen

	A	A1	B	B1	H	C	D	D1
60.089	300	250	150	100	171	15	ø 72	78

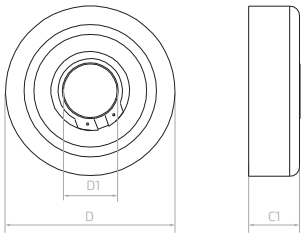

Kółko zapasowe stalowe
Spare wheel – steel | Stahlersatzrolle

	C	D	D1
60.009	17	68	20
60.009.70	17	60	20

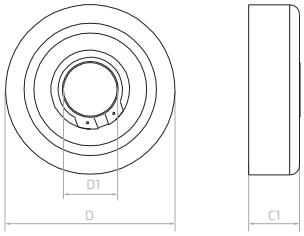

Kółko zapasowe z tworzywa
Spare wheel – plastic | Kunststoffersatzrolle

	C1	D	D1
60.009.01	22	68	20
60.009.70.01	22	60	20

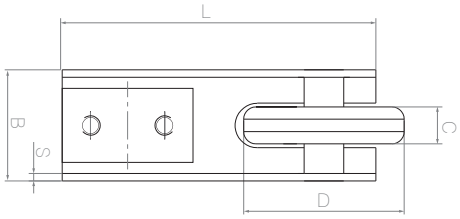

Rolka najazdowa 70/80
Guide wheel | Auflaufrolle

	B	C	D	S	L
60.010	62	18	75	3	120

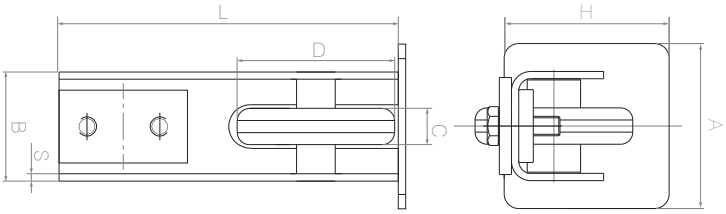

Rolka najazdowa z zakończeniem
Guide wheel with end cap | Abgeschlossene Auflaufrolle

	B	H	A	C	D	L	S
60.011.60	52	60	60	13	64	142	3
60.011.70	52	70	70	15	68	142	3
60.011.80	62	80	80	16	75	148	3

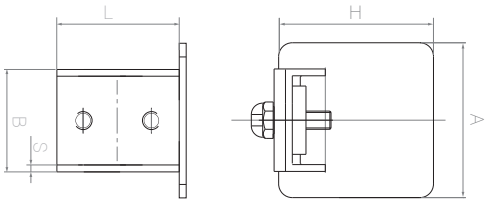

Zakończenie profilu
End cap | Torprofilabdeckung

	B	A	H	L	S
60.012.60	52	60	60	57	3
60.012.70	52	70	70	57	3
60.012.80	52	80	80	57	3

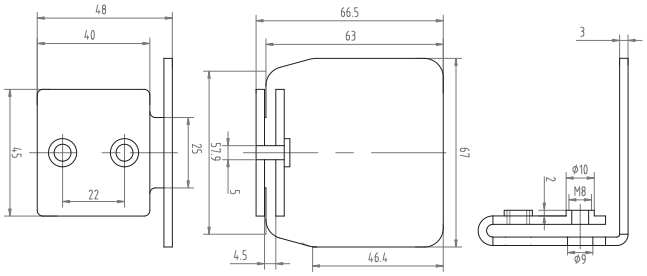

Zakończenie profilu
End cap | Torprofilabdeckung

	B	A	H	L	S
60.012.68	45	67	63	40	3

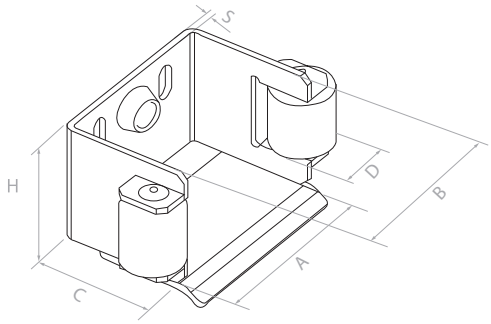

Uchwyt najazdu 80
Cup for rail | Auflaufschuh

	A	B	C	D	H	S
60.019	100	85	90	40	80	4

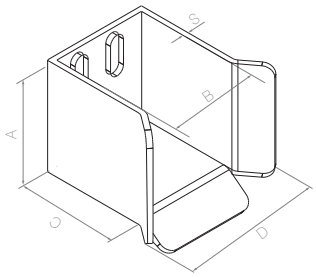

Uchwyt najazdu 70/80
Cup for rail | Auflaufschuh

	A	B	C	D	S
60.020	100	92	100	100	4

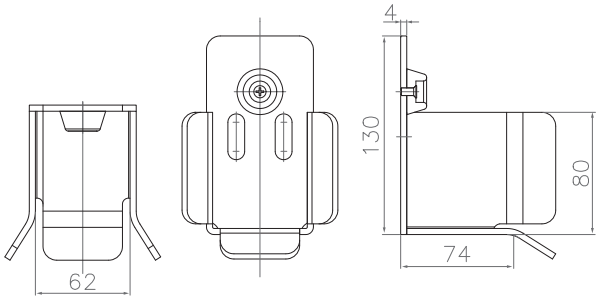

Uchwyt najazdu 60
Cup for rail | Auflaufschuh

	A	B	C	D	S
60.020.60	100	62	74	80	4

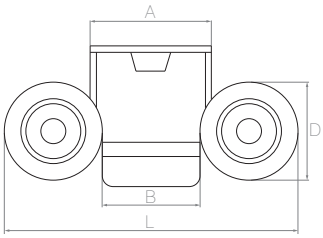

Uchwyt najazdu 70/80
Cup for rail | Auflaufschuh

	A	B	C	D	S
60.021	102	226	84	71	4

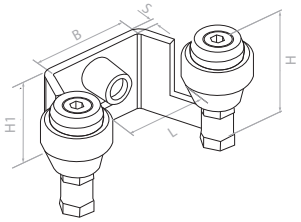

Uchwyt bramy
End stop | Einlaufgabel

	L	B	H	H1	S
60.022	42	65	65	50	5
60.023	60	65	65	50	5
60.024	80	84	65	50	5

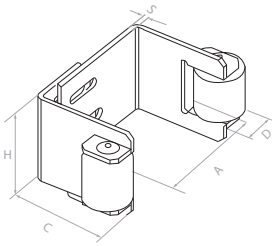

Uchwyt bramy regulowany 55-90
Adjustable end stop | Einlaufgabel einstellbar

	A	H	C	S	D
60.025	55-90	80	95	4	41



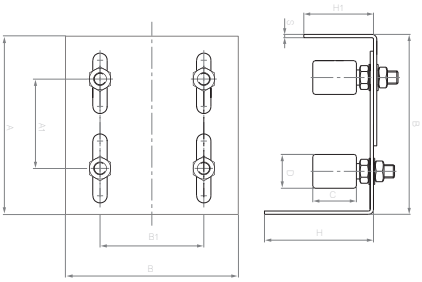

Prowadzenie górne regulowane
Adjustable gate guide | Laufrollenbock einstellbar

	A	A1	B	B1	H	H1	C	D	S
60.030.01	140-170	75	200	140	80	60	35	32	4

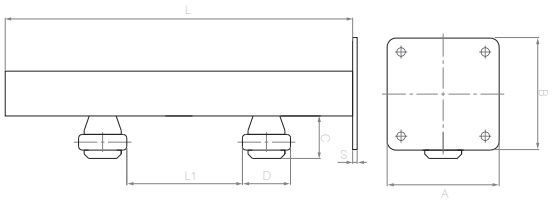

Prowadzenie górne regulowane
Adjustable gate guide | Laufrollenbock einstellbar

	A	B	L	L1	C	D	S
60.031	100	100	310	0-195	50	42	4

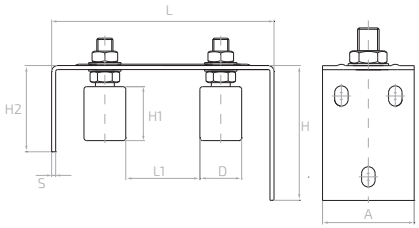

Prowadzenie górne regulowane
Adjustable gate guide | Laufrollenbock einstellbar

	H	H1	H2	L	L1	A	D	S
60.032	30	40	40	160	35,5-80,5	55	30	4

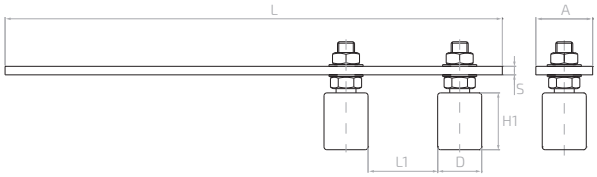

Prowadzenie górne regulowane
Adjustable gate guide | Laufrollenbock einstellbar

	H1	L	L1	A	D	S
60.033	44	270	15-65	35	40	6

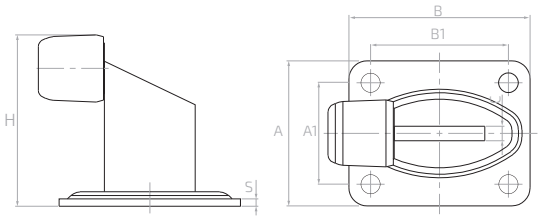

Zderzak zewnętrzny z płytką
Gate stopper | Torstopper mit Platte

	A	A1	B	B1	C	S	H
60.038	80	54	100	74	8	4	96

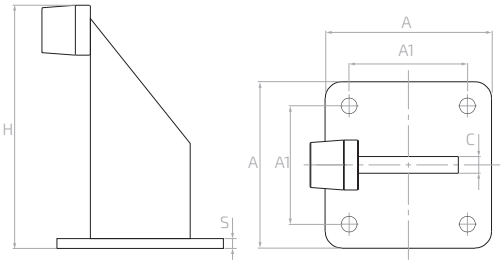

Zderzak zewnętrzny z płytką
Gate stopper | Torstopper mit Platte

	A	A1	C	S	H
60.039	100	70	10	6	142

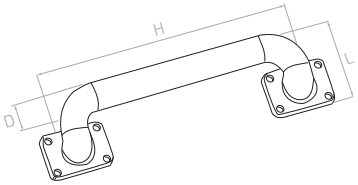

Uchwyt bramy
Pull handle | Torgriff

	H	D	L
60.036	300	28	95

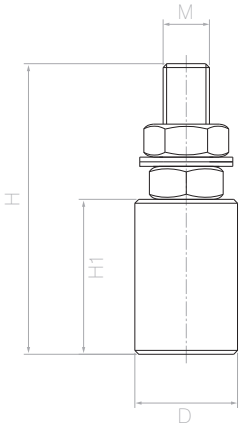

Rolka
Nylon roller | Rolle

	D	H	H1	M
60.040	ø 25	75	35	12
60.040.01	ø 29	75	35	12
60.040.02	ø 32	75	35	12
60.040.33	ø 33	75	35	12
60.040.03	ø 35	75	35	12
60.040.05	ø 40	75	35	16
60.040.43	ø 44	75	35	16

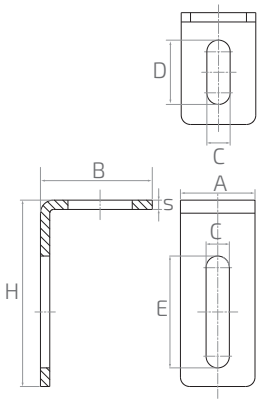

Kątownik rolki prowadzącej
Guiding roll bracket | Führungsrollen Lager

	A	B	H	C	D	E	S
60.041	40	60	100	12,5	34,5	60	5

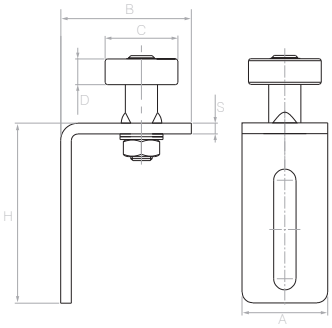

Rolka regulowana
Adjustable nylon roller | Rolle einstellbar

	A	B	H	C	D	S
60.043	40	60	85	ø 35	12	5

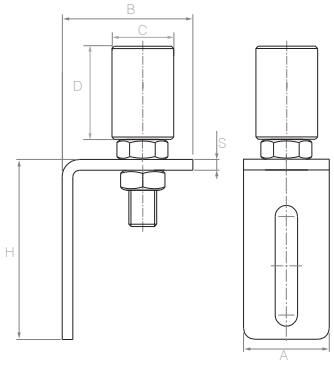

Rolka regulowana
Adjustable nylon roller | Rolle einstellbar

	A	B	H	C	D	S
60.043S	40	60	100	ø 30	40	5

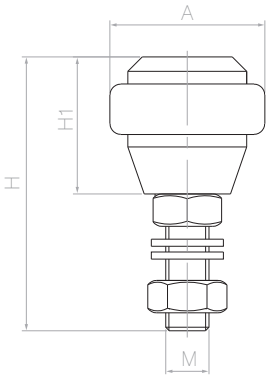

Rolka
Nylon roller | Rolle

	A	H	H1	M
60.049	ø 42	80	38	10





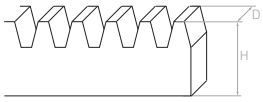

Listwa zębata stalowa
Metal gear rack | Zahnstange aus Stahl

	L	H	D
60.050	1000	30	10
60.051	1000	30	8



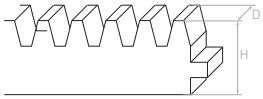

Listwa zębata stalowa z zamkiem
Metal gear rack | Zahnstange aus Stahl

	L	H	D
60.051.01	1000	30	8



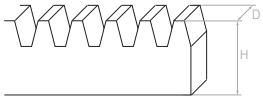

Listwa zębata stalowa bez mocowań
Metal gear rack | Zahnstange aus Stahl ohne Schrauben

	L	H	D
60.051.02	1000	30	8

Tuleja mocująca do listwy zębatej
Muff for metal gear rack | Zahnstangenschraube mit Abstabdhalter für Zahnstangen

60.051X	M8

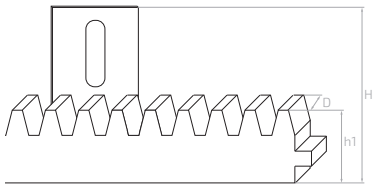



Listwa zębata z tworzywa
Plastic gear rack | Zahnstange aus Kunststoff

	L	H	h1	D
60.055	3 × 333	39	26	18
60.055.01	3 × 333	39	26	20

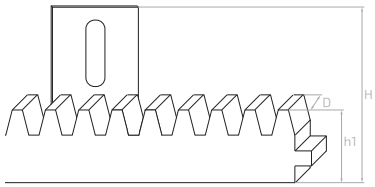

Listwa zębata z tworzywa
Plastic gear rack | Zahnstange aus Kunststoff

	L	H	h1	D
60.056	1010	39	26	18

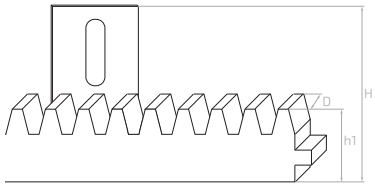

Listwa zębata z tworzywa
Plastic gear rack | Zahnstange aus Kunststoff

	L	H	h1	D
60.056.01	1020	39	26	20



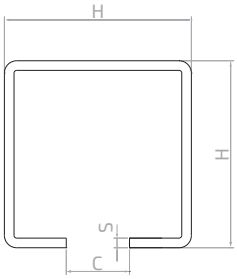

Ceownik do bram
Rail for cantilever gates | Torprofil

	L	H	C	S	
60.060	6000	60	22,5	4	–
60.060.ZN	6000	60	20,5	4	ocynk galvanized | Verzinkt
60.065	6000	50	17,5	3	–
60.065.ZN	6000	50	17,5	3	ocynk galvanized | Verzinkt
60.070	6000	70	22,5	4	–
60.070.ZN	6000	70	22,5	4	ocynk galvanized | Verzinkt
60.080	6000	80	27,5	5	–
60.080.01	7000	80	27,5	5	–
60.080.ZN	6000	80	27,5	5	ocynk galvanized | Verzinkt

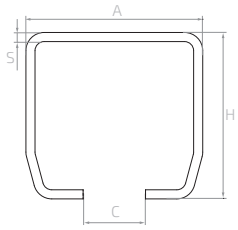

Ceownik do bram
Rail for cantilever gates | Torprofil

	L	H	C	A	S	
60.068.ZN	6000	64	24	68	3,5	ocynk galvanized | Verzinkt

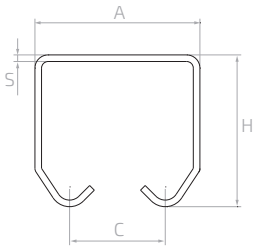

Ceownik do bram
Rail for cantilever gates | Torprofil

	L	A	H	C	S	
6V.032	2900	35	32	20	1,5	ocynk galvanized | Verzinkt
6V.046	2900	50	46	30	2	ocynk galvanized | Verzinkt

6204Z
6204Z

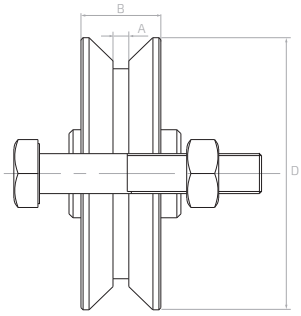

Rolka jezdna „V”
Sliding gate wheel | Führungsrolle

	A	B	D
60.100	4,5	20	68
60.101	4,5	20	88

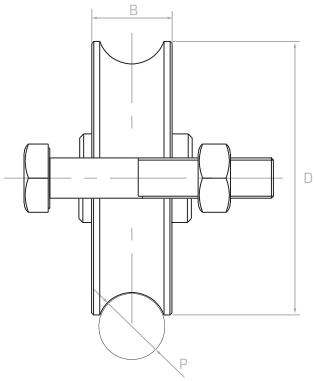

Rolka jezdna „O”
Sliding gate wheel | Führungsrolle

	A	B	D
60.102	20	ø 16	68
60.103	20	ø 16	88
60.103.01	20	ø 25 (3/4")	88

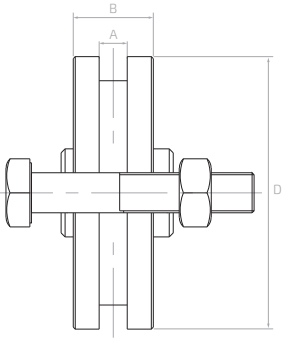

Rolka jezdna „T”
Sliding gate wheel | Führungsrolle

	A	B	D
60.104	6,4	20	68
60.105	7,7	20	88

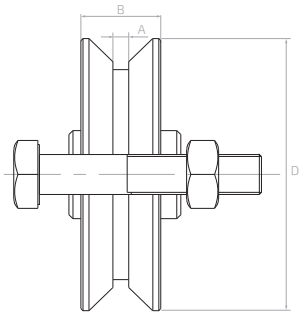

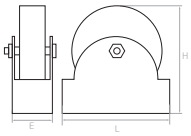

Rolka jezdna „V”
Sliding gate wheel | Führungsrolle

	A	B	D	H	L	E
60.106	4,5	20	68	85	100	43
60.107	4,5	20	88	94	100	43

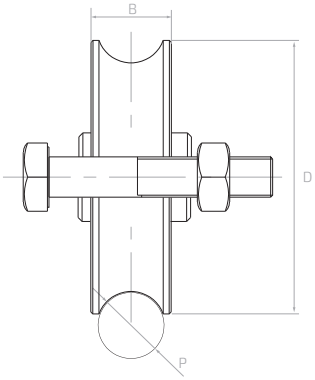

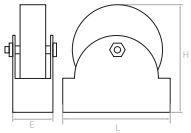

Rolka jezdna „O”
Sliding gate wheel | Führungsrolle

	B	P	D	H	L	E
60.109.01	30	ø ¾"	88	95	100	43
60.109.02	20	ø 16	88	95	100	43

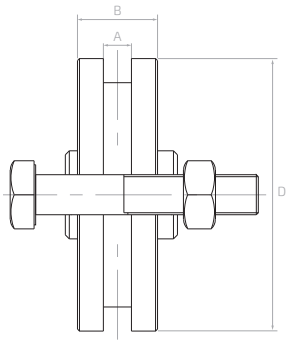

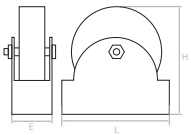

Rolka jezdna „T”
Sliding gate wheel | Führungsrolle

	A	B	D	H	L	E
60.111	7,8	20	88	95	100	43

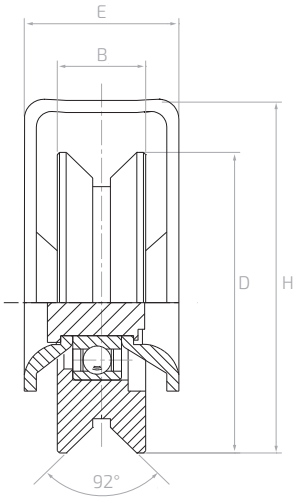

Rolka jezdna „V"
Sliding gate wheel | Führungsrolle

	B	D	H	E
60.100.02	20	68	80	35
60.101.02	20	88	100	35

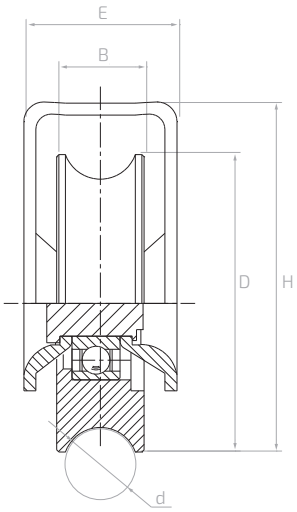

Rolka jezdna „O"
Sliding gate wheel | Führungsrolle

	B	D	H	E	d
60.102.02	20	68	80	35	16,5

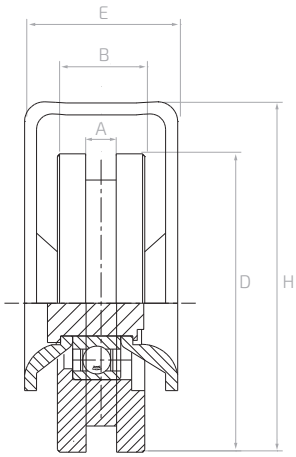

Rolka jezdna „T"
Sliding gate wheel | Führungsrolle

	A	B	D	H	E
60.104.02	6,5	20	68	80	35
60.105.02	8	20	88	100	35

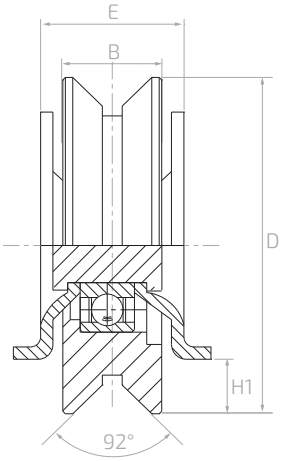

Rolka jezdna „V"
Sliding gate wheel | Führungsrolle

	B	D	H1	E
60.101.03	20	88	12	29

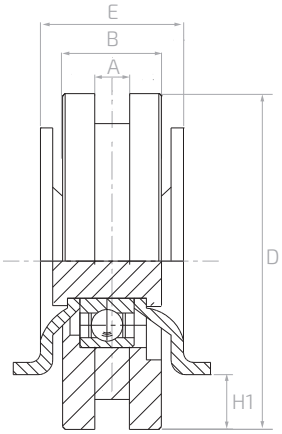

Rolka jezdna „T"
Sliding gate wheel | Führungsrolle

	A	B	D	H1	E
60.104.03	6,5	20	68	15	28
60.105.03	8	20	88	12	30

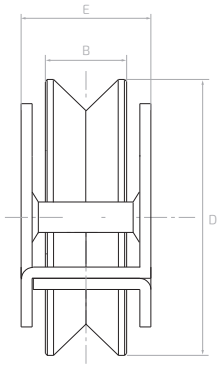

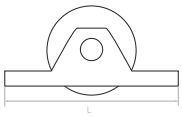

Rolka jezdna bramy przesuwnej „V"
Sliding gate wheel | Führungsrolle

	B	E	L	D
60.120.70	20	32	136	68
60.120.90	20	33	152	88

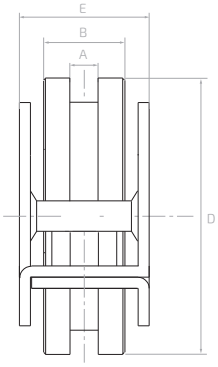

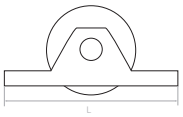

Rolka jezdna bramy przesuwnej „T”
Sliding gate wheel | Führungsrolle

	A	B	E	L	D
60.122.80	6,8	20	33	136	78

Dopuszczalne obciążenie rolki - Pw max [kg]
Weight limit | Max. Belastung

INDEKS	Pw max	INDEKS	Pw max	INDEKS	Pw max
60.100	150	60.103.01	250	60.109	250
60.100.02	150	60.104	150	60.109.01	250
60.101	250	60.104.02	150	60.109.02	250
60.101.02	250	60.104.03	150	60.111	250
60.101.03	250	60.105	250	60.120.70	150
60.102	150	60.105.02	250	60.120.90	250
60.102.02	150	60.105.03	250	60.122.80	220
60.102.03	150	60.106	150		
60.103	250	60.107	250		

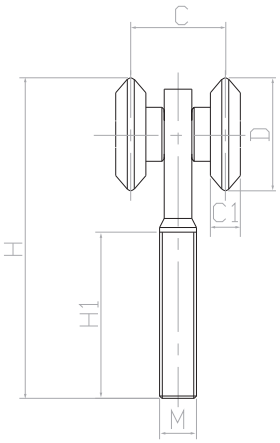

Pwmax 30kg

Rolka górna z dwoma kółkami 25 mm
(szyna 6V.032)
Hanging door roller | Doppelführungsrolle

	M	H1	H	C	D	C1
60.201.25	8	35	70	20	24,5	6,5

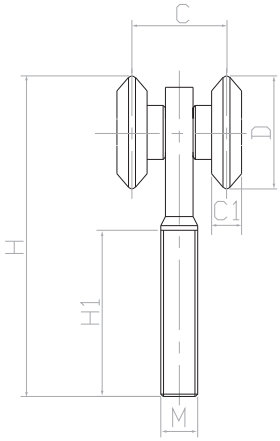

Pwmax 60kg

Rolka górna z dwoma kółkami 38 mm
(szyna 6V.046)
Hanging door roller | Doppelführungsrolle

	M	H1	H	C	D	C1
60.201.38	12	70	120	30	37,5	11

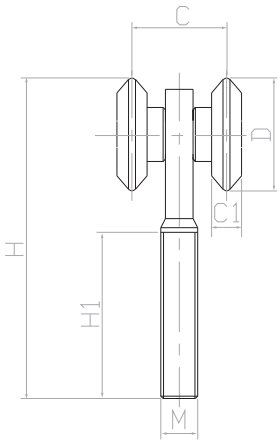

Pwmax 50kg

Rolka górna z czterema kółkami 25 mm
(szyna 6V.032)
Hanging door roller | Vierfacheführungsrolle

	M	H1	H	C	D	C1
60.202.25	8	35	70	20	24,5	6,5

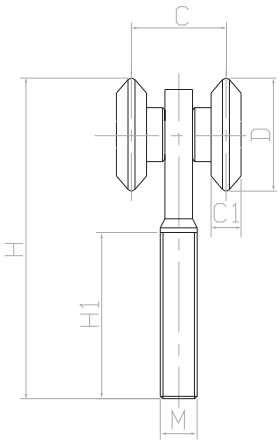

Pwmax 100kg

Rolka górna z czterema kółkami 38 mm
(szyna 6V.046)
Hanging door roller | Vierfacheführungsrolle

	M	H1	H	C	D	C1
60.202.38	12	70	125	30	37,5	11

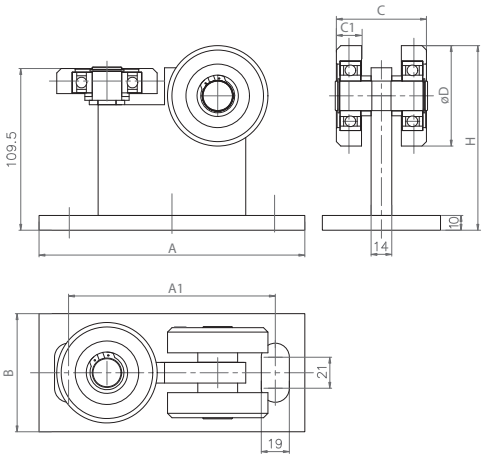

Pwmax 350kg

Wózek jezdny do bram podwieszanych 80 rolki stalowe i z tworzywa
Carriages for 80 x 80 2 steel + 1 nylon | Laufrollenbock

	A	A1	B	H	C	C1	D
60.005	180	140	80	125	61	17	68

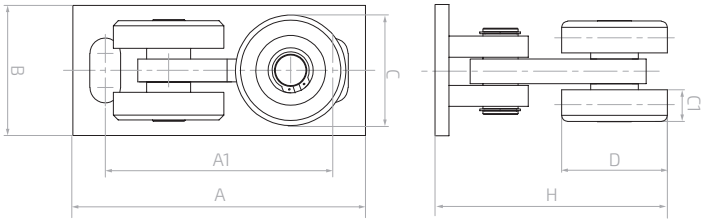

Pwmax 350kg

Wózek jezdny do bram podwieszanych 80 rolki stalowe i z tworzywa
Carriages for 80 x 80 2 steel + 1 nylon | Laufrollenbock

	A	A1	B	H	C	C1	D
60.006	165	128	29	105	62	18	68

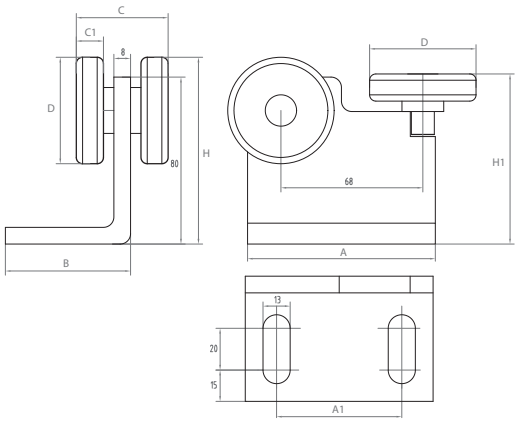

Wózek jezdny do bram podwieszanych rolki stalowe i z tworzywa
Carriages for 80x80 2 steel + 1 nylon | Laufrollenbock

1 Pwmax 150kg
2 Pwmax 200kg

		A	A1	B	H1	H	C	C1	D
1	60.203.43	90	60	60	81,5	85,5	39	13	43
2	60.203.51	90	60	60	81,5	89,5	44	13	51

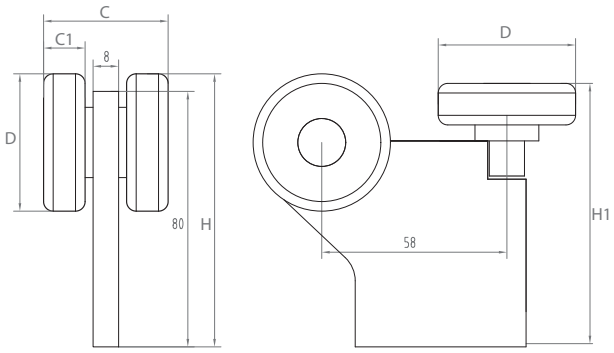

Wózek jezdny do bram podwieszanych rolki stalowe i z tworzywa
Carriages for 80 x 80 2 steel+ 1 nylon | Laufrollenbock

		H1	H	C	C1	D
1	60.204.43	81,5	85,5	39	13	43
2	60.204.51	82,5	89,5	44	13	51

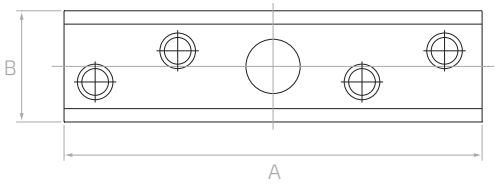

Obrotowe mocowanie zespołu rolek
Turning fixing for hanging door rollers | Drehbare Befestigung für Torrollen

	A	H
60.221.25	100	20
60.221.38	150	25

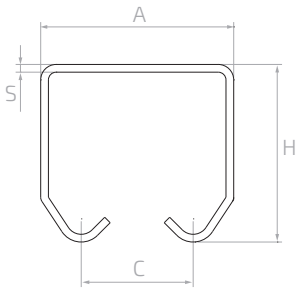

Ceownik do bram podwieszanych
Monorail for cantilever gates | Torprofil

	L	A	H	C	S	
6V.032	2900	35	32	20	1,5	ocynk galvanized | Verzinkt
6V.046	2900	50	46	30	2	ocynk galvanized | Verzinkt

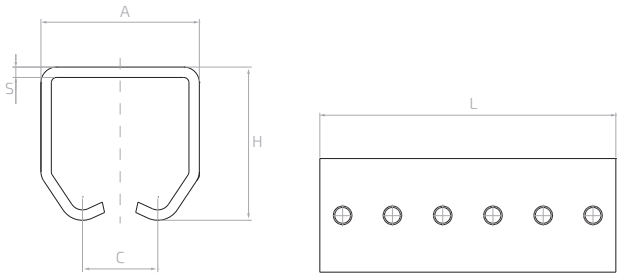

Łącznik do szyn
Connector for rails | Schienenverbinder

	L	H	A	C	S
60.231.25	160	45	46	20	4
60.231.38	160	59	62	29	4

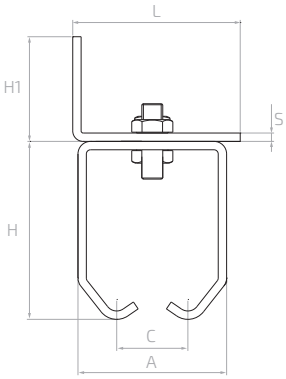

Wieszak do szyny
Wall fixing bracket | Wandbefestigungswinkel

	L	H1	A	C	H	S
60.234.25	60	50	46	20	50	4
60.234.38	70	50	62	29	64	4

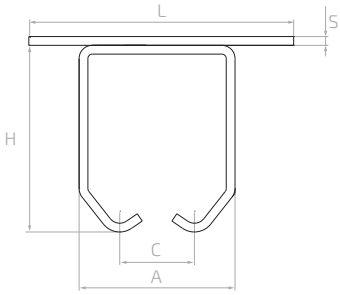

Wieszak do szyny
Wall fixing bracket | Wandbefestigungswinkel

	L	H	A	C	S
60.237.25	110	50	46	20	4
60.237.38	130	64	62	29	4

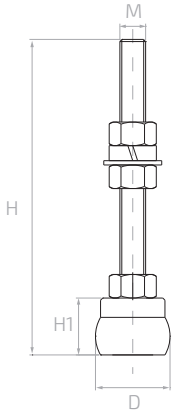

Prowadzenie dolne stalowe
Guide roller with bolt | Führungsrolle mit Bolzen

	H	H1	D	M
60.251	147	27	25	12

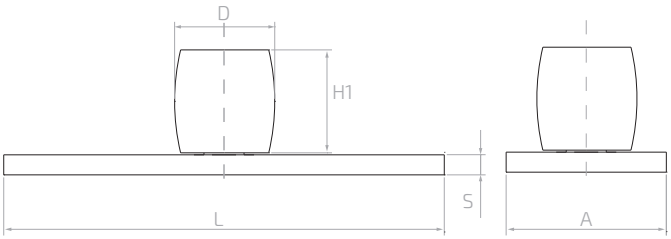

Prowadzenie dolne mosiężne
Guide roller with plate | Führungsrolle mit Platte

	D	H1	L	A	S
60.255	25	26	110	40	5

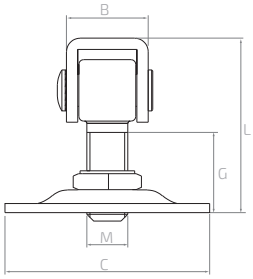



Zawias regulowany z szyldem
Adjustable hinge with plate | Verstellbares Scharnier mit Rosette

	M	B	C	G	L
61.000.20	20	43	100	40	88

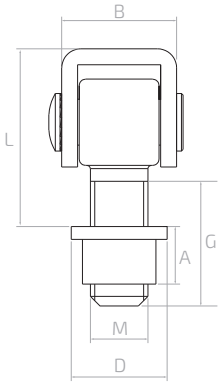

Zawias do wspawania
Welding hinge | Scharnier zum Einschweissen

	M	B	L	G	D	A
61.001	16	36	78	40	21	16,5
61.001.12	12	36	48,5	40	22	16
61.001.14	14	36	48,5	40	22	18
61.001.18	18	36	81	40	23	21
61.002	20	43	87	40	25	23



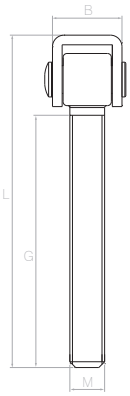

Zawias regulowany długi
Adjustable hinge | Verstellbares Scharnier

	M	B	L	G
61.003.16	16	36	180	130
61.003	18	36	180	130
61.004	20	36	180	130



Zawias regulowany długi (seger)
Adjustable hinge | Verstellbares Scharnier

	M	B	L	G
61.003.16.01	16	36	150	110
61.003.01	18	36	150	110
61.004.01	20	36	150	110

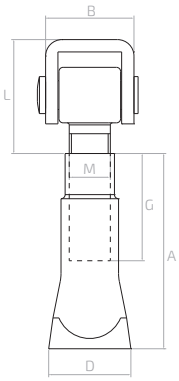

Zawias do wmurowania
Built-in hinge | Scharnier zum Einbetonieren

	M	A	B	L	G
61.005	16	112	36	90	40
61.006	20	117	36	88	44

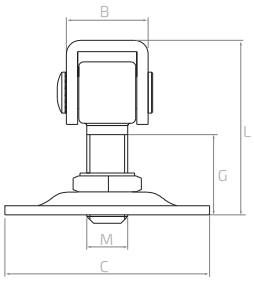

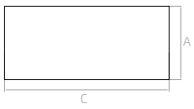

Zawias regulowany z szyldem ozdobnym
Adjustable hinge with plate | Verstellbares Scharnier mit Rosette

	M	B	A	C	G	L
61.007	16	36	75	155	42	90

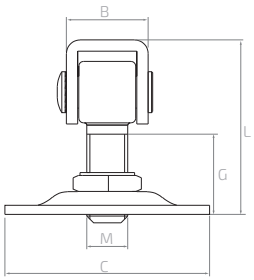

Zawias regulowany z szyldem ozdobnym
Adjustable hinge with plate | Verstellbares Scharnier mit Rosette

	M	B	A	C	G	L
61.008	20	36	102	160	42	90

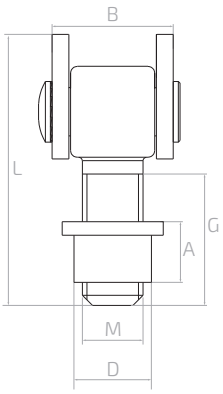

Zawias do wspawania
Welding hinge | Scharnier zum Einschweissen

	M	B	L	G	D	A
61.010	18	35	83	38	23	17,5
61.010.16	16	35	80	38	21	16,5

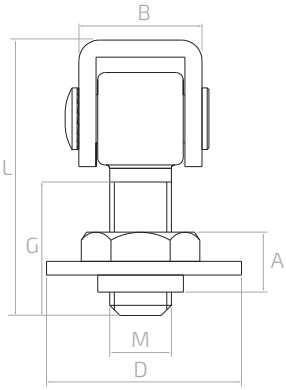

Zawias regulowany do wspawania
Adjustable welding hinge | Verstelbares Scharnier zum Einschweissen

	M	B	L	G	D	A
61.012	16	36	78	36	52	18
61.013	20	44	88	40	60	21

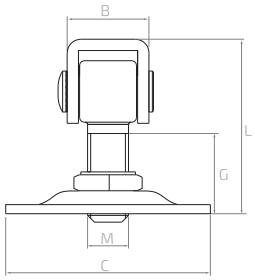



Zawias regulowany z szyldem
Adjustable hinge with plate | Verstellbares Scharnier mit Rosette

	M	B	C	G	L
61.016	16	36	80	45	90
61.017	20	36	100	43	88



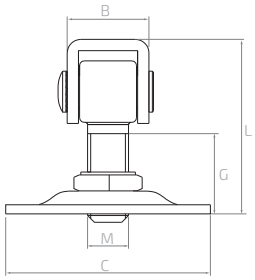

Zawias regulowany z szyldem
Adjustable hinge with plate | Verstellbares Scharnier mit Rosette

	M	B	C	G	L
61.018	16	36	80	40	78
61.018.01*	16	36	80	40	78
61.018.18	18	36	80	40	80
61.019	20	43	100	40	88
61.019.01*	20	43	100	40	88
61.019.16	16	43	100	40	88

* ocynkowane ucho
galvanised eyelet | verzinkte Öse

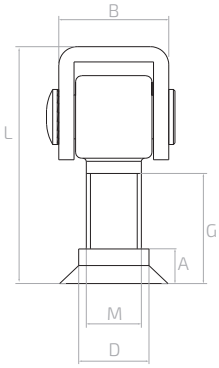

Zawias regulowany
Adjustable hinge | Verstelbares Scharnier

	M	B	G	L	D	A
61.021.18	18	36	40	80	48	16
61.021.20	20	43	40	88	48	16

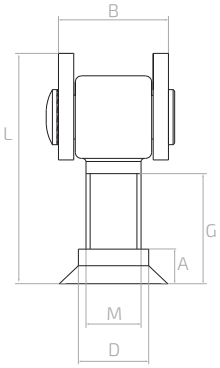

Zawias regulowany
Adjustable hinge | Verstelbares Scharnier

	M	B	G	L	D	A
61.023.16	16	35	38	80	43	16
61.023.18	18	35	40	84	48	17



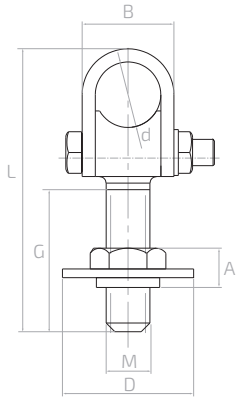

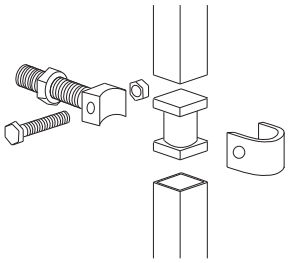

Zawias do bramy do wspawania
Adjustable welding hinge | Verstelbares Scharnier zum Einschweissen

	M	B	L	G	D	A	d
61.053	20	44	130	65	60	21	30
61.054	24	50	150	75	65	24	35



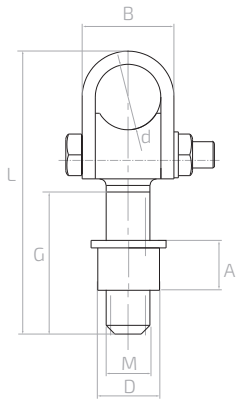

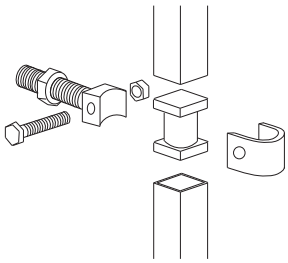

Zawias do bramy do wspawania
Adjustable welding hinge | Verstelbares Scharnier zum Einschweissen

	M	B	L	G	D	A	d
61.055	20	44	130	65	25	20	30
61.056	24	50	150	75	28	20	35

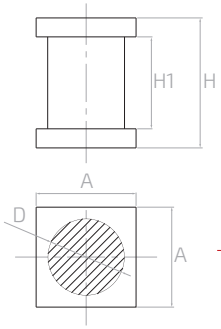

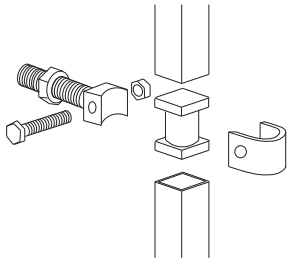

Łącznik zawiasu do bramy
Hinge connector | Torscharnier Verbindungstück

	A	H	H1	D
61.057	40	55	35	28,5
61.058	40	59	40	33

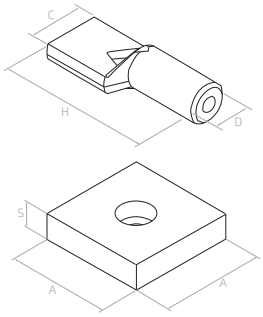

Zawias dolny do bram ciężkich
Bottom hinge | Unteres Scharnier

	A	S	L	D	C
61.059	60	15	89	ø 20	30

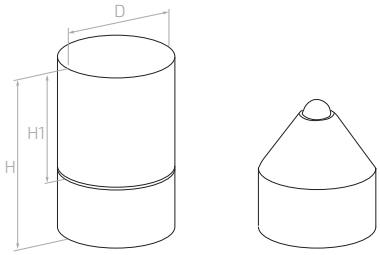

Zawias dolny
Bottom hinge | Unteres Scharnier

	D	H	H1
61.060	40	53	89

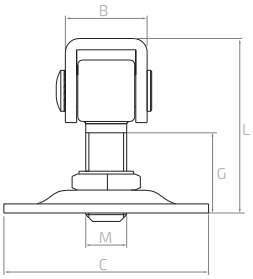

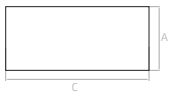

Zawias regulowany z szyldem prostokątnym
Adjustable hinge with plate | Verstellbares Scharnier mit Rosette

	M	B	A	C	G	L
61.061	16	35	75	120	40	78
61.061.01	16	36	55	85	37	72
61.062	20	40	85	160	48	92
61.062.01	20	40	75	110	48	92

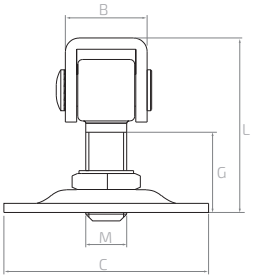



Zawias regulowany z szyldem owalnym
Adjustable hinge with plate | Verstellbares Scharnier mit Rosette

	M	B	A	C	G	L
61.063	20	40	84	160	48	92



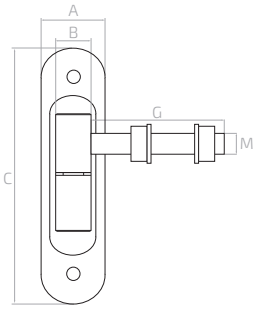

Zawias regulowany toczony z szyldem z kulą
Adjustable hinge with plate | Verstellbares Scharnier mit Rosette

	M	C	A	B	G
61.064	12	150	40	ø 24	85
61.064.01	12	150	40	ø 24	115
61.065	16	180	50	ø 27	95



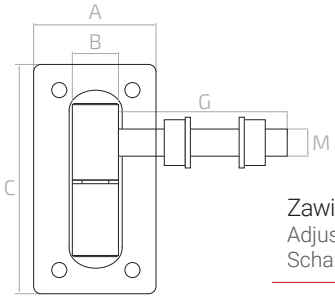

Zawias regulowany toczony z szyldem z kulą
Adjustable hinge with plate | Verstellbares Scharnier mit Rosette

	M	C	A	B	G
61.066	18	160	85	ø 30	110



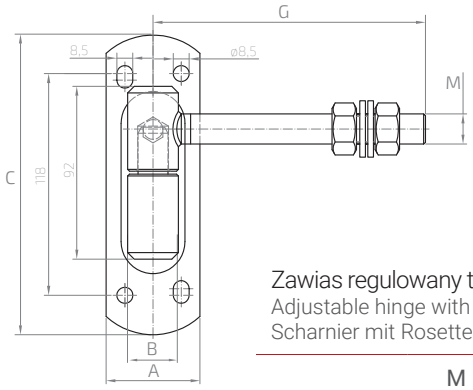

Zawias regulowany toczony z szyldem z kulą
Adjustable hinge with plate | Verstellbares Scharnier mit Rosette

	M	C	A	B	G
61.066.01	16	160	50	ø 27	145



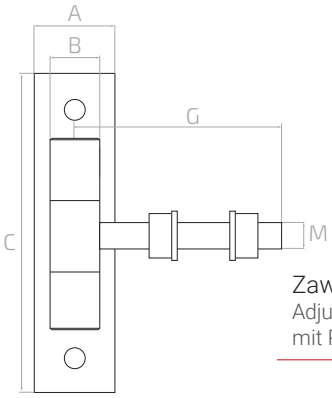

Zawias regulowany M12
Adjustable hinge M12 | Verstellbares Scharnier mit Rosette

	M	C	A	B	G
61.067	12	123	30	ø 26	110



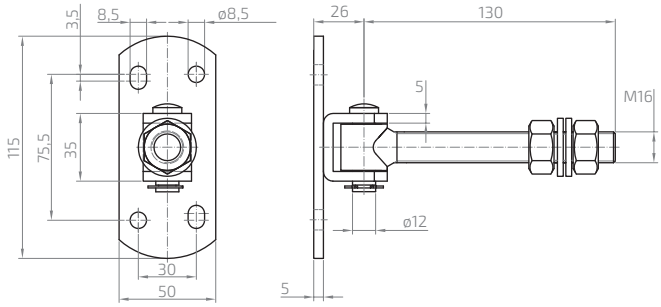

Zawias regulowany z szyldem
Adjustable hinge with plate | Verstellbares Scharniermit Rosette

	M	B	A	C	D	E
61.068	16	30	50	115	75,5	35



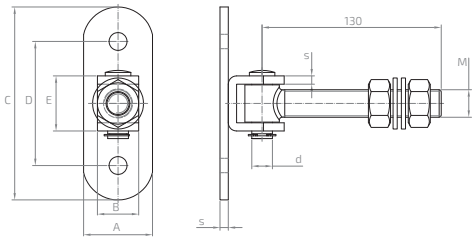

Zawias regulowany z szyldem
Adjustable hinge with plate | Verstellbares Scharnier mit Rosette

	M	B	A	C	D	E	d	s
61.068.16	16	25	40	115	75	35	ø 12	5
61.068.18	18	30	50	140	90	40	ø 15	6
61.068.20	20	30	50	140	90	40	ø 15	6

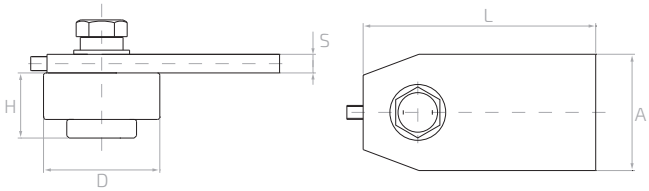

Zawias do bramy górny, łożyskowany
Upper gate hinge with bearing | Oberes Torscharnier mit Lagerung

	D	H	A	L	S
61.070.40	40	37	40	90	7
61.070.50	50	36	50	100	8

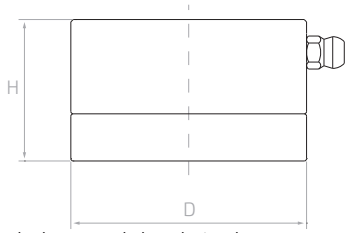

Zawias do bramy dolny, łożyskowany
Bottom gate hinge with bearing | Unteres Torscharnier mit Lagerung

	D	H
61.071.40	40	37
61.071.50	50	36

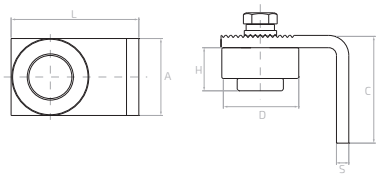

Zawias do bramy górny, łożyskowany
Upper gate hinge with bearing | Oberes Torscharnier mit Lagerung

	D	H	A	C	L	S
61.075.50	50	36	50	70	83	8

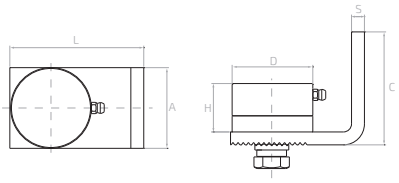

Zawias do bramy dolny, łożyskowany
Bottom gate hinge with bearing | Unteres Torscharnier mit Lagerung

	D	H	A	C	L	S
61.076.50	50	39	50	70	83	8

Pwmax [kg]

Dopuszczalne obciążenie pary zawiasów na skrzydle o dł. 2 mb [kg]
Max. Leaf weight 2m long on a pair of hinges | Max. Gewicht eines 2 Meter Türflügels mit angebrachtem Scharnierpaar

INDEKS	Pw max	INDEKS	Pw max	INDEKS	Pw max	INDEKS	Pw max	INDEKS	Pw max	INDEKS	Pw max
61.000.20	105	61.004.01	105	61.018	65	61.054	150	61.063	105	61.070.40	160
61.001	65	61.005	65	61.018.01	65	61.055	100	61.064	40	61.070.50	200
61.001.12	40	61.006	105	61.018.18	80	61.056	150	61.064.01	60	61.071.40	160
61.001.14	50	61.007	65	61.019	105	61.057	100	61.065	60	61.071.50	200
61.001.18	80	61.008	105	61.019.01	105	61.058	150	61.066	90	61.075.50	250
61.002	105	61.010	80	61.019.16	65	61.059	150	61.066.01	60	61.076.50	250
61.003	80	61.010.16	65	61.021.18	80	61.060	180	61.067	40		
61.003.01	80	61.012	65	61.021.20	105	61.061	65	61.068	65		
61.003.16	65	61.013	105	61.023.16	65	61.061.01	65	61.068.16	65		
61.003.16.01	65	61.016	65	61.023.18	80	61.062	105	61.068.18	80		
61.004	105	61.017	105	61.053	100	61.062.01	105	61.068.20	105		

INOX

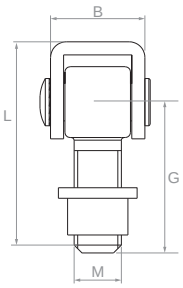

Zawias do wspawania INOX
Welding hinge INOX | Scharnier zum Einschweissen INOX

	M	B	L	G	
N61.0012.4US	12	25	62	47	AISI 304
N61.0016.4US	16	30	84	64	AISI 304
N61.0020.4US	20	37	94	69	AISI 304

SPRAWDŹ **MOC**
ZAWIASÓW
PSG

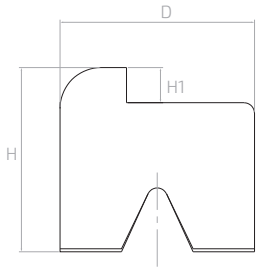

Stoper do bramy
Gate stopper | Torstopper

	D	H	H1
61.090	ø 90	90	16

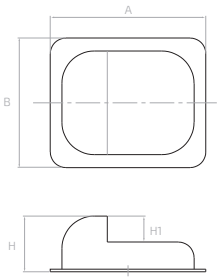

Stoper do przykręcenia
Screw-on gate stopper | Anschraubbarer Torstopper

	A	B	H	H1
61.091	158	138	50	26
61.092	120	100	43	20

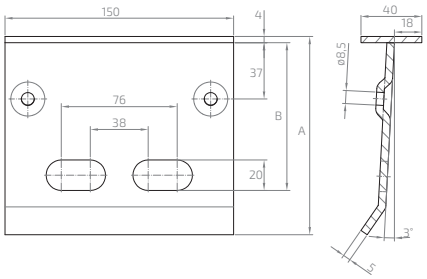

Stoper do bramy z otworami pod rygiel
Gate stoper with bolt holes – zinc |
Torstopper mit Bolzenlöchern – Zink

	A	B
61.093	100	67
61.094	130	97

Ogrodzeniowa listwa antywłamaniowa
Fence anti-burglary strip | Einbruchschutzstreifen am Zaun

61.095	H 33 × L 2000 × 3

Nóżka blokująca drzwi
Door stopper | Türverriegelungsfuß

	Ø	L	
61.096.01	14	165	BRĄZOWA brown | braun
61.096.02	14	165	CZARNA black | Schwarz
61.096.03	14	220	BRĄZOWA brown | braun
61.096.04	14	220	CZARNA black | Schwarz
61.096.05	18	265	BRĄZOWA brown | braun
61.096.06	ø 18	265	CZARNa black | Schwarz
61.096.07	ø 25	320	BRĄZOWA brown | braun
61.096.08	ø 25	320	CZARNA black | Schwarz
61.096.09	ø 14	160	BIAŁA white | weiß

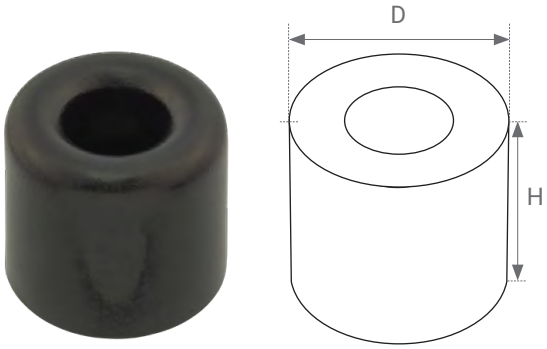

Odbojnik drzwi
Door bumper | Türstopper

	D	H	
61.097.01	ø 40	28	CZARNY black | Schwarz



Odbojnik drzwi
Door bumper | Türstopper

	D	D1	H	
61.097.02	49	53	63	BRĄZOWY brown | braun
61.097.03	49	53	63	CZARNY black | Schwarz

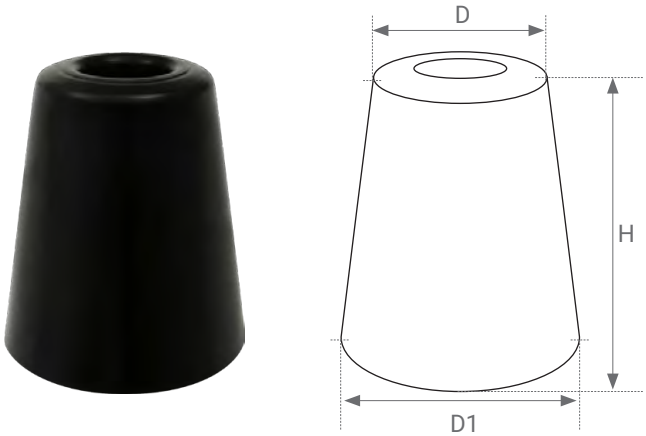

Odbojnik drzwi
Door bumper | Türstopper

	D	D1	H	
61.097.04	ø 69		80	CZARNY black | Schwarz

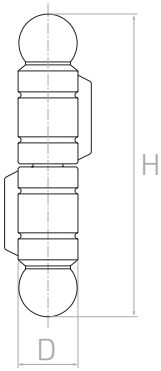

Zawias ozdobny
Decorative hinge | Dekoratives Scharnier

	D	H
61.100	ø 20	100
61.101	ø 29	130

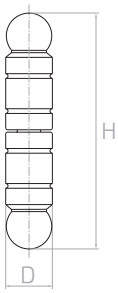

Zawias ozdobny
Decorative hinge | Dekoratives Scharnier

	D	H
61.102	ø 20	100
61.103	ø 24	122
61.104	ø 30	146
61.105	ø 30	230

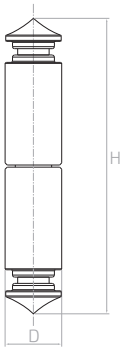

Zawias ozdobny z kulą
Decorative hinge with ball | Dekoratives Scharnier mit Ball

	D	H
61.106	ø 27	145
61.107	ø 35	190

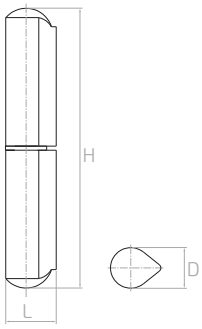

Zawias do wspawania
Welding hinge | Schweißen Scharnier

	L	D	H
61.116.02	20	ø 16	120
61.120.02	25	ø 20	140
61.124.02	28	ø 23	200

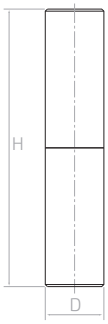

Zawias toczony
Turned hinge | Gedrehte Scharniere

	D	H
61.112	ø 12	60
61.114	ø 14	70
61.116	ø 16	66
61.118	ø 18	80
61.120	ø 20	70
61.124	ø 24	80
61.125	ø 25	100
61.127	ø 27	90
61.130	ø 30	100
61.131	ø 30	120
61.135	ø 35	120
61.140	ø 40	120

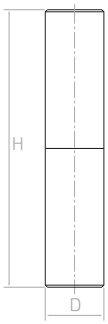

Zawias toczony z kulą
Turned hinge with ball | Gedrehte Scharniere mit Ball

	D	H
61.114.01	ø 14	70
61.116.01	ø 16	66
61.118.01	ø 18	80
61.120.01	ø 20	70
61.124.01	ø 24	80
61.125.01	ø 25	100
61.127.01	ø 27	90
61.130.01	ø 30	100
61.131.01	ø 30	120
61.135.01	ø 35	120
61.140.01	ø 40	120

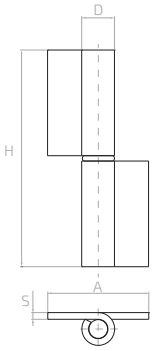

Zawias do wspawania
Welding hinge | Schweißen Scharnier

	L	D	A	S
61.120.03	120	20	46	4
61.124.03	140	24	76	5

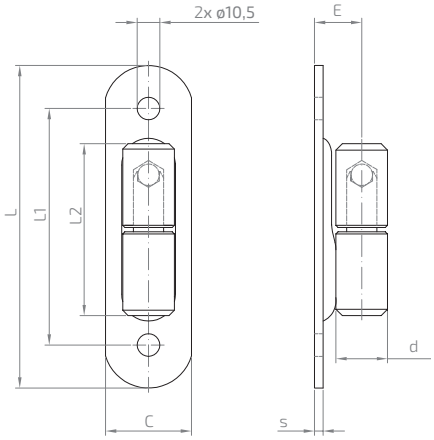

Zawias toczony z kulą
Turned hinge with ball | Gedrehte Scharniere mit Ball

	d	C	E	L	L1	L2	S
61.201	ø 24	40	22	150	110	80	4
61.202	ø 27	50	26	180	135	92	5

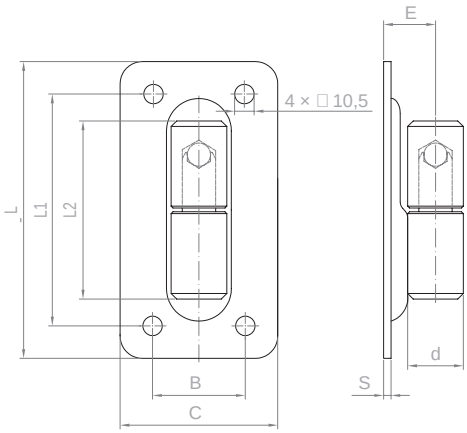

Zawias toczony z kulą
Turned hinge with ball | Gedrehte Scharniere mit Ball

	d	B	C	E	L	L1	L2	S
61.203	ø 30	50	85	28	160	125	96	4





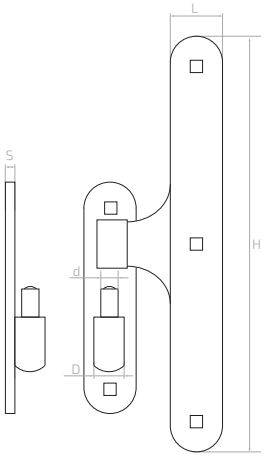

Zawias środkowy z kulą
Center belt hinge with ball | Zentrales Bandscharnier mit Kugel

	d	D	H	L	S
61.211	ø 16	ø 27	400	50	5

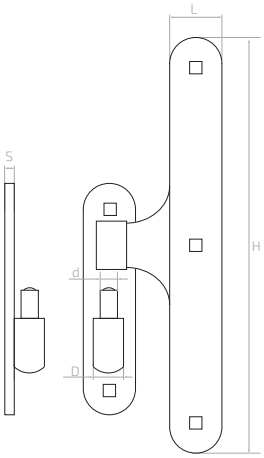

Zawias środkowy z kulą, ozdobny
Center belt hinge with ball, decorative | Zentrales Bandscharnier mit Kugel, dekorativ

	d	D	H	L	S
61.212	ø 16	ø 27	400	50	5



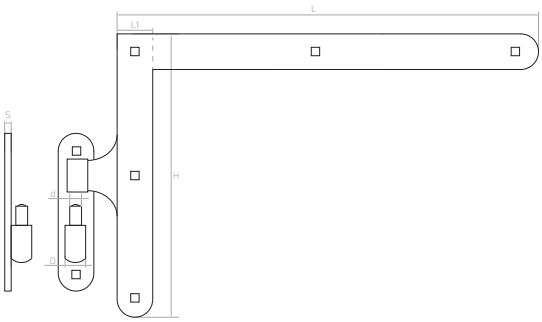

Zawias kątowy z czopem
Angle hinge with pivot | Winkelscharnier mit Zapfen

		d	D	H	L	L1	S
61.221.02	prawy i lewy right and left | rechts und links	ø 16	ø 27	400	650	50	5



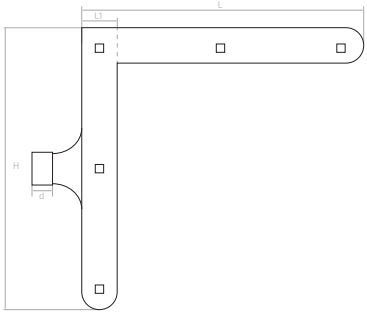

Zawias kątowy
Angle hinge | Winkelscharnier

		d	H	L	L1	S
61.222.02	prawy i lewy right and left | rechts und links	ø 14	250	285	35	4

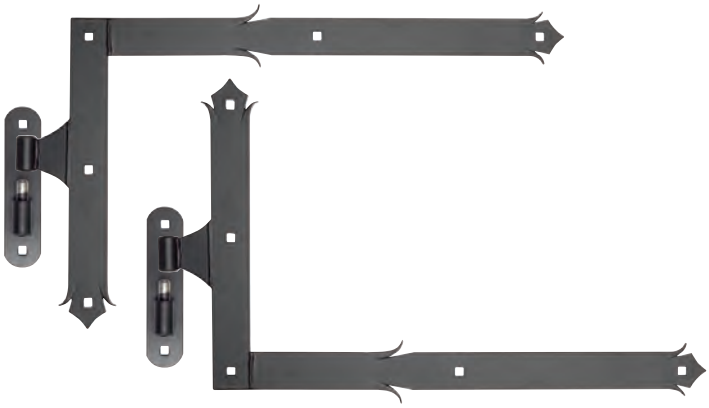

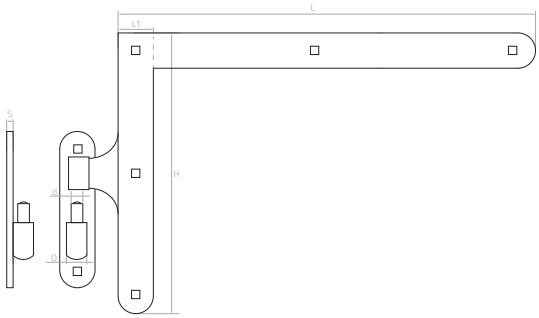

Zawias kątowy z czopem, ozdobny
Angle hinge with pivot, decorative |
Winkelscharnier mit Zapfen, decorativ

		d	D	H	L	L1	S
61.223.02	prawy i lewy right and left | rechts und links	ø 16	ø 27	400	650	50	5

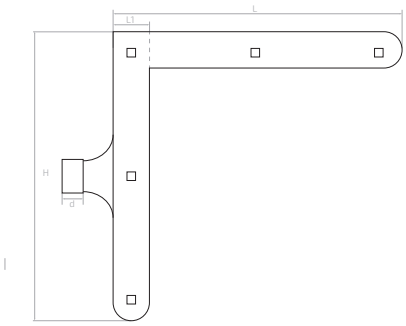

Zawias kątowy, ozdobny
Angle hinge, decorative | Winkelscharnier,
decorativ

		d	H	L	L1	S
61.224.02	prawy i lewy right and left | rechts und links	ø 14	250	285	35	4

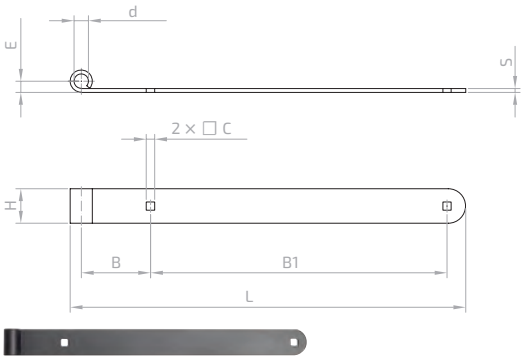

Zawias pasowy
Strap hinge | Scharnierband

	d	E	L	H	S	B	B1	C
61.251	ø 14,5	11,2	400	35	4	70	300	8,4

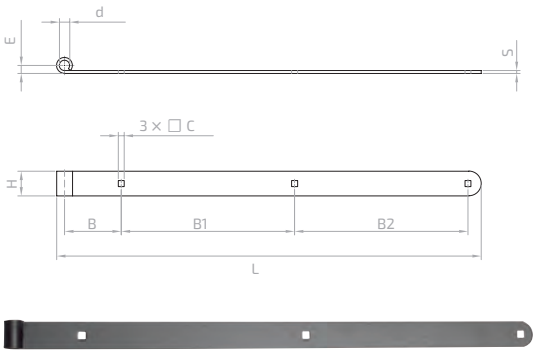

Zawias pasowy
Strap hinge | Scharnierband

	d	E	L	H	S	B	B1	B2	C
61.252	ø 14,5	11,2	600	35	4	80	245	245	8,4
61.253	ø 18,5	14,2	800	40	5	98	335	335	10,4



Zawias pasowy
Strap hinge | Scharnierband

	d	E	L	H	S	B	B1	B2	B3	C
61.254	ø 18,5	14,2	1000	50	5	116	281	281	281	10,4



Zawias pasowy
Strap hinge | Scharnierband

	d	E	L	H	S	B	B1	B2	B3	B4	C
61.255	ø 20,5	16,2	115	60	5	125	245	245	245	245	12,3

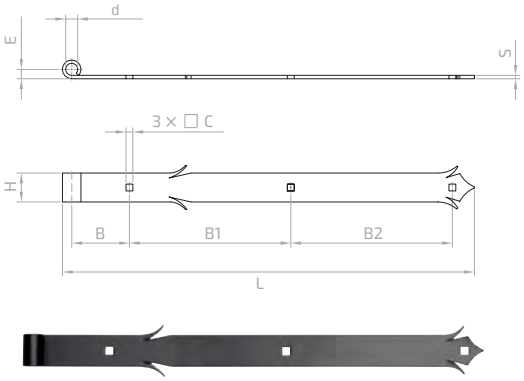

Zawias pasowy, ozdobny
Strap hinge, decorative | Scharnierband, decorativ

	d	E	L	H	S	B	B1	B2	C
61.256	ø 14,5	11,2	500	35	4	70	196	196	84
61.257	ø 18,5	14,2	700	50	5	98	280	280	10,4

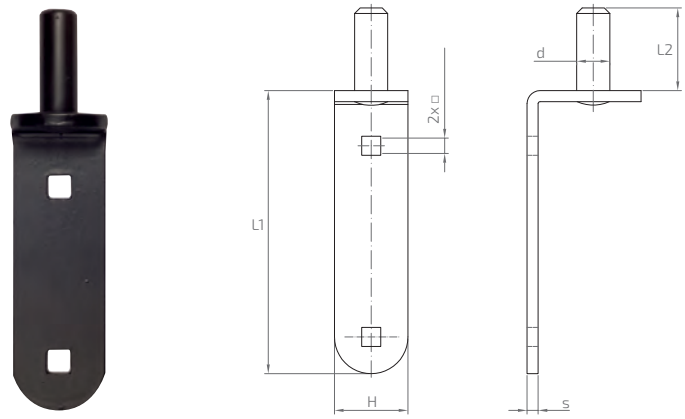

Czop do przykręcenia
Screw on pivot for strap hinge | Drehpunkt für Torband Dorn

	d	H	□	L	L1	L2	S
61.261	ø 14	35	8,4	148	110	38	5
61.262	ø 18	40	8,4	199	154	45	6
61.263	ø 18	50	10,4	219	165	54	6
61.264	ø 20	60	12,4	274	210	64	8

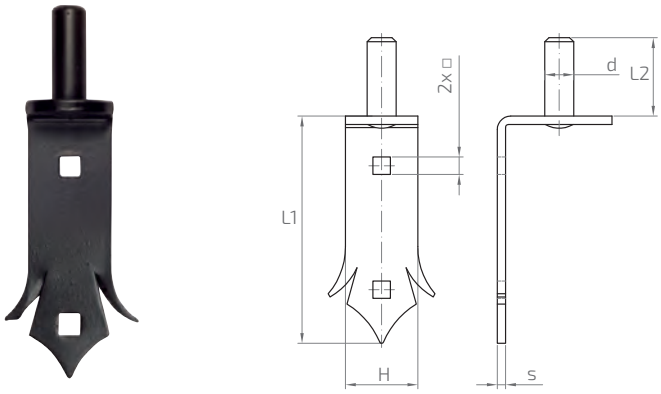

Czop do przykręcenia
Screw on pivot for strap hinge, decorative | Drehpunkt für Torband Dorn, decorativ

	d	H	□	L	L1	L2	S
61.265	ø 14	35	8,4	148	110	38	4

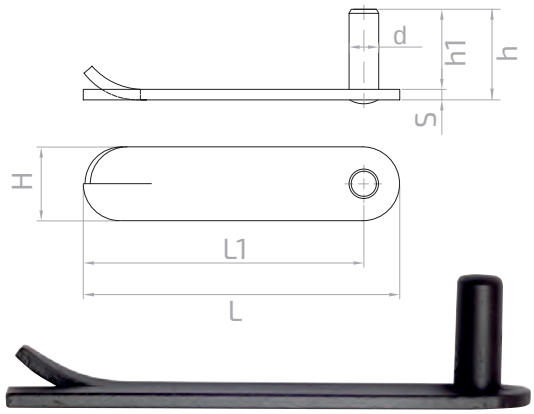

Czop do wmurowania
Buil in pivot | Torband Dorn zum Einbetonieren

	d	H	h	h1	L	S
61.271	ø 14	35	43	38	150	5
61.272	ø 18	40	51		200	6
61.273	ø 18	50	60		220	6
61.274	ø 20	60	72		270	8

Wzmocnienie narożnika
Corner strap hing | Eckscharnier

	H	L	S
61.300	150	150	3
61.301	200	200	3

Zawias ozdobny
Decorative hinge | Dekoratives Scharnier

	L	H	S
61.302	165	184	3
61.303	215	248	3

Zawias ozdobny pasowy
Decorative hinge | Dekoratives Scharnier

	L	H	S
61.304	218	125	3



Zawias ozdobny pasowy
Decorative strap hinge | Dekoratives Scharnier

		L	H	S
61.305	lewy left | Links	342	178	3
61.306	prawy right | Recht	342	178	3



Zawias ozdobny pasowy
Decorative strap hinge | Dekoratives Scharnier

		L	H	S
61.307	lewy left | Links	525	225	3
61.308	prawy right | Recht	525	225	3



Zawias ozdobny pasowy
Decorative hinge | Dekoratives Scharnier

	L	H	S
61.314	217	148	3



Zawias ozdobny pasowy
Decorative strap hinge | Dekoratives Scharnier

		L	H	S
61.315	lewy left | Links	357	207	3
61.316	prawy right | Recht	357	207	3

Zawias altanowy
Arbor hinge | Dornscharnier

	L	H	S
61.321	255	90	2,8

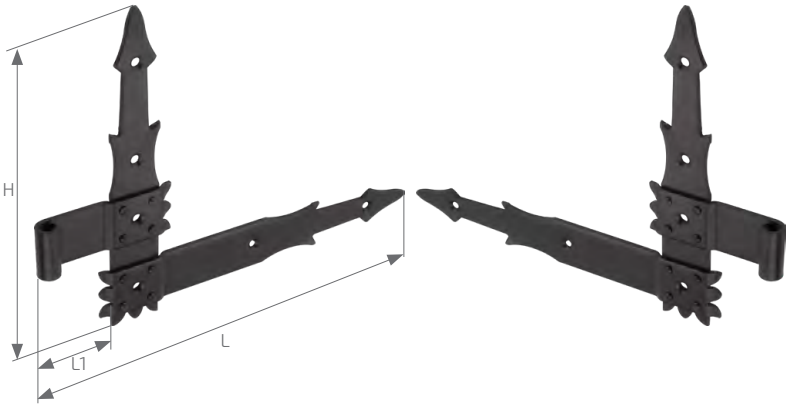

Zawias kątowy okiennicowy
Angle Sash Window Shutter Hinge | Scharnier für Winkelfensterläden

		d	L	L1	H	S
61.322	lewy left | Links	ø 9	295	45	220	2,8
61.323	prawy right | Recht	ø 9	295	45	220	2,8

Zawias budowlany okiennicowy ozdobny
Shutters hitch decorative | Dekoratives Scharnier für Rollläden

	d	H	L	S
61.324	ø 9	95	35	2,5

Zawias krzyżowy ozdobny
Decorative cross hinge | Dekoratives Querscharnier

	d	H	L	S
61.325	ø 6	260	135	4


PSG
PSG
PSG

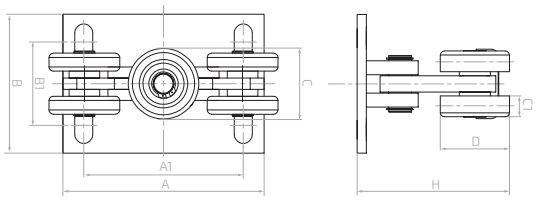

Wózek jezdny 5 rolkowy do szyny 6V.068
Cantilever gate carriage | Laufrollenbock

	A	A1	B	B1	H	C	C1	D
60.350.5M	180	126	150	100	136	60	14	60

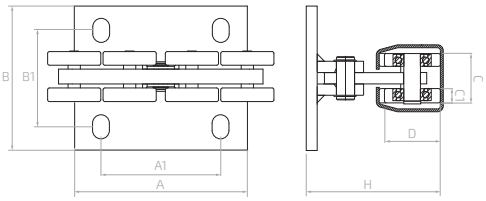

Wózek jezdny 8 rolkowy do szyny 6V.068
Cantilever gate carriage | Laufrollenbock

	A	A1	B	B1	H	C	C1	D
60.681.8V	180	125,5	150	100	138,5	51	15	55

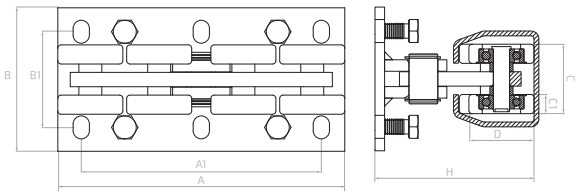

Wózek jezdny 8 rolkowy do szyny 6V.089
Cantilever gate carriage | Laufrollenbock

	A	A1	B	B1	H	C	C1	D
60.891.8V	300	251	150	100	168,5	72,5	20	68

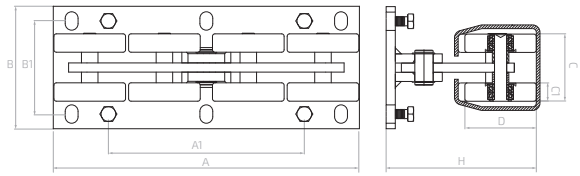

Wózek jezdny 8 rolkowy do szyny 6V.140
Cantilever gate carriage | Laufrollenbock

	A	A1	B	B1	H	C	C1	D
60.401.8V	500	440	200	152	246	110	30	117

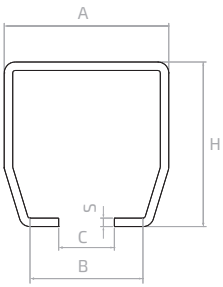

Ceownik do bram
Rail for cantilever gates | Torprofil

	L	A	H	C	B	S
6V.068	6000	68	68	23	48	3,5
6V.089	6000	100	89	33	66,5	5
6V.140	6000	140	140	38	98	6

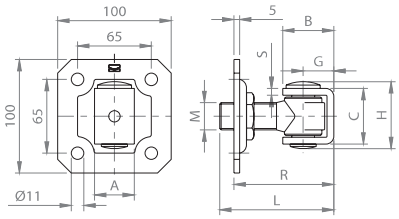

Zawias regulowany z szyldem
Adjustable hinge with plate | Verstellbares Scharnier mit Rosette

	A	B	C	G	H	L	M	R	S
61.000	30	40	37	25	47	85	M20	60-85	5

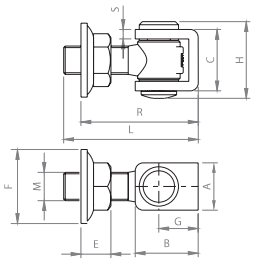

Zawias regulowany
Adjustable hinge | Verstellbares Scharnier

	A	B	C	E	F	G	H	L	M	R	S
61.021	30	40	37	19	ø 44	25	47	90	M20	70-90	5

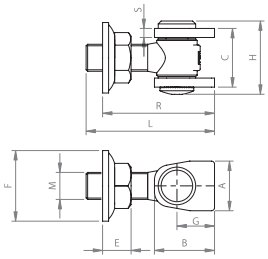

Zawias regulowany
Adjustable hinge | Verstellbares Scharnier

	A	B	C	E	F	G	H	L	M	R	S
61.023	33	40	39	18	ø 40	25	49	85	M18	70-85	6
61.024	40	47	53	20	ø 49	27	64	95	M22	70-95	8

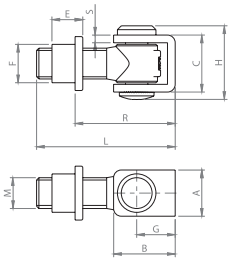

Zawias do wspawania
Welding hinge | Scharnier zum Einschweissen

	A	B	C	E	F	G	H	L	M	R	S
61.027	30	40	37	20	ø 25	25	47	90	M20	49-69	5
61.028	35	45	49	26	ø 29	27	59	100	M24	55-75	6

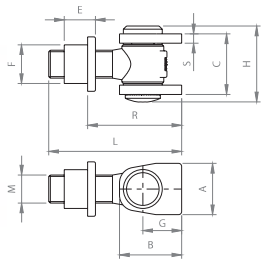

Zawias do wspawania
Welding hinge | Scharnier zum Einschweissen

	A	B	C	E	F	G	H	L	M	R	S
61.029	33	40	39	20	ø 25	25	49	85	M18	50-70	6
61.030	40	47	53	20	ø 27	27	64	95	M22	55-80	8

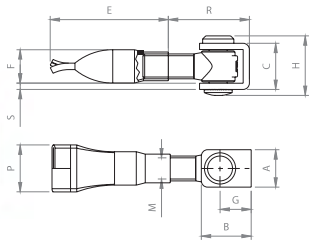

Zawias do wmurowania
Built-in hinge | Scharnier zum Einbetonieren

	A	B	C	E	F	G	H	P	M	R	S
61.040	30	40	37	95	ø27	25	47	38	M20	43-73	5
61.041	35	45	49	105	ø30	27	59	44	M24	50-75	6

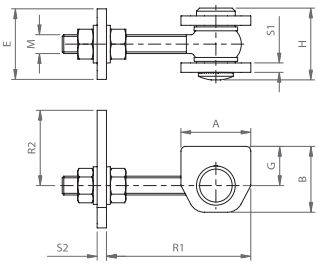

Zawias M16 - kąt otwarcia 180°
Hinge with wings for 180° opening | Torband mit Laschen für 180° Öffnung

	A	B	E	G	H	M	R1	R2	S1	S2
61.051	45	42	60	25	46	M16	40-100	50-100	6	8
61.052	55	58	60	35	60	M20	45-100	90-110	8	8

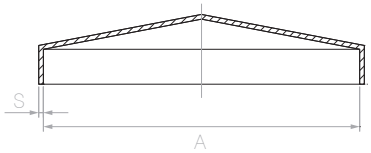

	A	S
62.004	40 × 40	0,8
62.005	50 × 50	0,8
62.006	60 × 60	0,8
62.008	80 × 80	0,8
62.010	100 × 100	0,8
62.012	120 × 120	0,8
62.015	150 × 150	0,8
62.020	200 × 200	0,8

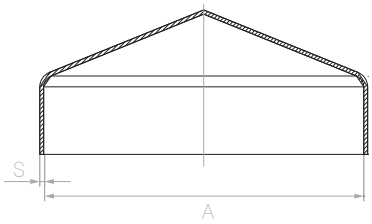

	ocynk galvanized | Verzinkt	A	S
62.002.01	62.002.01.ZN	20 × 20	1
-	62.003.01.ZN	35 × 35	1
62.004.01	62.004.01.ZN	40 × 40	1
62.005.01	62.005.01.ZN	50 × 50	1
62.006.01	62.006.01.ZN	60 × 60	1
62.007.01	62.007.01.ZN	70 × 70	1
62.008.01	62.008.01.ZN	80 × 80	1
62.108.01	-	80 × 80	1
62.009.01	62.009.01.ZN	90 × 90	1
62.010.01	62.010.01.ZN	100 × 100	1
62.012.01	62.012.01.ZN	120 × 120	1
62.016.01	-	160 × 160	1

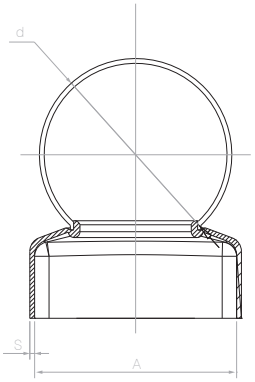

	ocynk galvanized | Verzinkt	A	d	S
62.004.04	62.004.04.ZN	40 × 40	ø 40	1
62.005.05	62.005.05.ZN	50 × 50	ø 50	1
62.005.06	62.005.06.ZN	50 × 50	ø 60	1
62.006.05	62.006.05.ZN	60 × 60	ø 50	1
62.006.06	62.006.06.ZN	60 × 60	ø 60	1
62.006.08	-	60 × 60	ø 80	1
62.007.06	62.007.06.ZN	70 × 70	ø 60	1
62.007.07	62.007.07.ZN	70 × 70	ø 70	1
62.008.06	62.008.06.ZN	80 × 80	ø 60	1
62.008.08	62.008.08.ZN	80 × 80	ø 80	1
62.108.08	-	80 × 80	ø 80	1
62.009.08	-	90 × 90	ø 80	1
62.009.09	62.009.09.ZN	90 × 90	ø 90	1
62.010.06	-	100 × 100	ø 60	1
62.010.08	62.010.08.ZN	100 × 100	ø 80	1
62.010.10	62.010.10.ZN	100 × 100	ø 100	1
62.012.08	-	120 × 120	ø 80	1
62.012.10	62.012.10.ZN	120 × 120	ø 100	1
62.012.12	62.012.12.ZN	120 × 120	ø 120	1

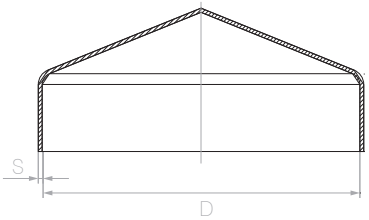

	D	S
62.031	ø 42	1
62.032	ø 48	1
62.033	ø 60	1
62.034	ø 77	1
62.035	ø 90	1
62.036	ø 100	1

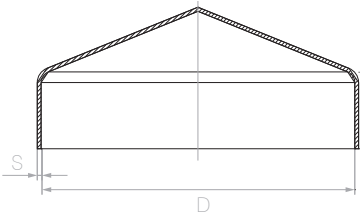

	ocynk galvanized | Verzinkt	D	S
62.042	62.042.ZN	ø 42	1
62.048	62.048.ZN	ø 48	1
62.060	62.060.ZN	ø 60	1
-	62.070.ZN	ø 70	1
62.072	-	ø 72	1
62.077	62.077.ZN	ø 77	1
62.080	62.080.ZN	ø 80	1
62.090	-	ø 90	1
62.100	62.100.ZN	ø 100	1

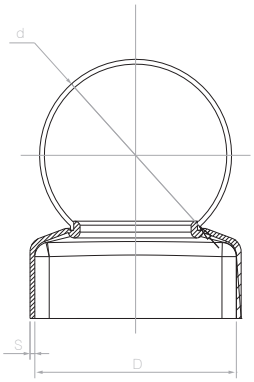

	ocynk galvanized | Verzinkt	D	d	S
-	62.042.05.ZN	ø 42	ø 50	1
62.042.06	-	ø 42	ø 60	1
62.048.06	62.048.06.ZN	ø 48	ø 60	1
62.060.06	62.060.06.ZN	ø 60	ø 60	1
62.060.08	62.060.08.ZN	ø 60	ø 80	1
-	62.070.08.ZN	ø 70	ø 80	1
62.072.08	-	ø 72	ø 80	1
62.077.06	-	ø 77	ø 60	1
62.077.08	62.077.08.ZN	ø 77	ø 80	1
62.080.06	62.080.06.ZN	ø 80	ø 60	1
62.080.08	62.080.08.ZN	ø 80	ø 80	1
62.090.09	62.090.09.ZN	ø 90	ø 90	1
62.100.08	62.100.08.ZN	ø 100	ø 80	1
62.100.10	62.100.10.ZN	ø 100	ø 100	1

	A	H	S
62.101	180	170	3
62.102	150	165	3
62.103	130	140	3
62.104	110	125	3

	A	H	S
62.106	60 × 60	86	1,2
62.108	80 × 80	114	1,5
62.110	100 × 100	145	1,5
62.112	120 × 120	164	1,5
62.115	150 × 150	200	2



	ocynk galvanized | Verzinkt	A	S
62.123	-	20 × 30	0,8
62.124	-	20 × 40	0,8
62.134	-	30 × 40	0,8
62.135	62.135.ZN	30 × 50	0,8
62.136	-	30 × 60	0,8
62.146	62.146.ZN	40 × 60	0,8

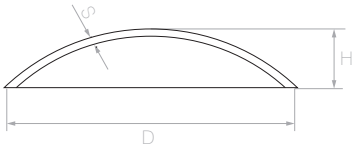

	D	H	S
62.163	ø 32	10	2
62.164	ø 42	13	2
62.165	ø 51	17	2
62.166	ø 60	17	2
62.167	ø 70	8,5	2
62.169	ø 90	10	2
62.171	ø 110	10	2

	A	S
62.184	40 × 40	1
62.185	50 × 50	1
62.186	60 × 60	1
62.187	70 × 70	1
62.188	80 × 80	1
62.189	90 × 90	1
62.190	100 × 100	1
62.192	120 × 120	1

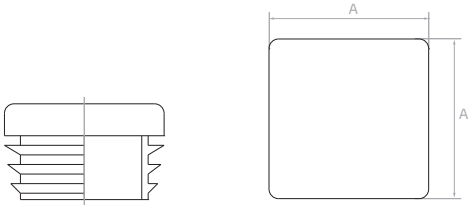

Zaślepka do profilu kwadratowego
End cap for square profile | Endkappe für Vierkantprofil

CZARNY black | Schwarz	ANTRACYT anthracite | Anthrazit	A	S
62.200	-	15 × 15	1-2
62.201	-	16 × 16	1-2
62.202	62.202.02	20 × 20	1-2,5
62.203	-	25 × 25	1,5-3
62.204	-	30 × 30	1,5-3
62.206	-	35 × 35	1,5-3
62.207	62.207.02	40 × 40	2-3
62.208	-	45 × 45	2-4
62.209	-	50 × 50	2-4
62.210	62.210.02	60 × 60	2-3
62.211	62.211.02	70 × 70	2-4
62.212	62.212.02	80 × 80	2-3
62.213	62.213.02	100 × 100	2-4
62.214	-	120 × 120	3-4
62.285	-	18 × 18	1-2

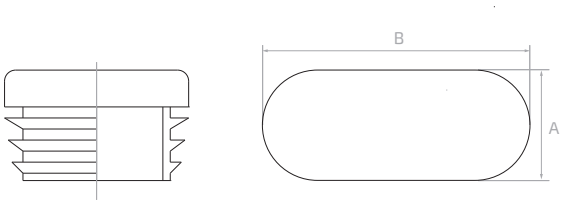

Zaślepka owalna, wewnętrzna
End cap oval, inner | Endkappe oval, innen

CZARNY black | Schwarz	A	B	S
62.281	30	50	1-4
62.282	20	40	1-3,5





Zaślepka do profilu prostokątnego
End cap for rectangular profile | Endkappe für rechteckiges Profil

CZARNA black | Schwarz	ANTRACYT anthracite | Anthrazit	A	B	S
62.216	-	80	120	2,5-4
62.217	-	50	120	2-4
62.218	-	40	120	2-4
62.219	-	25	100	2-4
62.221	-	15	25	1-1,5
62.222	-	18	30	1-2
62.223	-	20	30	1-2,5
62.224	-	20	40	1,5-2,5
62.224.12	62.224.21	20	100	2-4
62.224.62	62.224.26	20	60	1,5-3
62.224.82	62.224.28	20	80	1,7-3
62.225	-	30	40	1,5-2,5
62.226	-	25	40	1,5-2,5
62.227	-	27	40	1,5-2,5
62.228	-	30	50	1,5-3
62.229	-	30	60	1,5-3
62.230	62.230.02	40	60	1,5-3
62.231	-	40	80	1,7-3
62.232	-	40	100	2-4
62.234	-	50	100	2-4
62.235	-	60	80	2-3
62.236	-	60	100	2-4
62.237	-	60	120	2,5-4
62.271	-	50	70	1,5-3
62.275	-	35	70	1,5-3
62.276	-	30	70	1,5-3
62.277	-	40	50	1,5-3
62.278	-	25	50	1,5-3
62.279	-	20	50	1,5-3
62.280	-	10	20	1-1,5

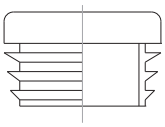

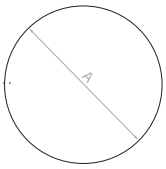

Zaślepka do rury
End cap for pipe | Endkappe für Rohr

CZARNA black | Schwarz	A	S
62.240	ø 16	1-2
62.241	ø 18	1-2
62.242	ø 20	1-2,5
62.243	ø 25	1-2
62.244	ø 30	1-2,5
62.245	ø 32	1-2
62.246	ø 35	2-3
62.247	ø 40	2-4
62.248	ø 43	2,5-4
62.249	ø 50	2-3
62.250	ø 60	2-3,5
62.251	ø 70	2-3,5
62.252	ø 76	2-3
62.253	ø 120	4-5
62.254	ø 100	3-4
62.255	ø 89	2-3
62.256	ø 80	2-3,5
62.257	ø 1/2"	1-2
62.258	ø 3/4"	1,2-2
62.259	ø 1"	1,2-2
62.260	ø 1 1/4"	2,5-4
62.261	ø 1 1/2"	2,5-3
62.262	ø 2"	2-3,7
62.263	ø 2 1/2"	2-3,7
62.266	ø 48	1-2,5
62.267	ø 45	1-2,5
62.269	ø 22	1-2
62.270	ø 15	1-2

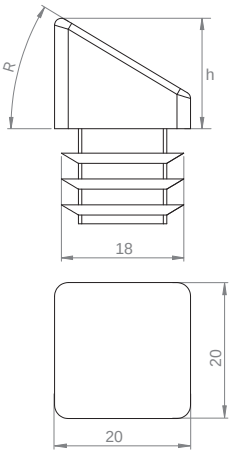

Zaślepka skośna
End cap – beleved | End Kappe - schräg

CZARNA black | Schwarz	L	h	R	S
62.283	20 × 20	16,2	33°	1-2,5
62.283.01	20 × 20	11,5	20°	1-2,5

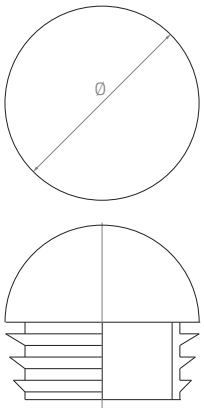

Zaślepka wewnętrzna półkolista, wewnętrzna
End cap semi-circular, inner | Endkappe halbrund, innen

CZARNA black | Schwarz	Ø	S
62.284	20	1-2,5

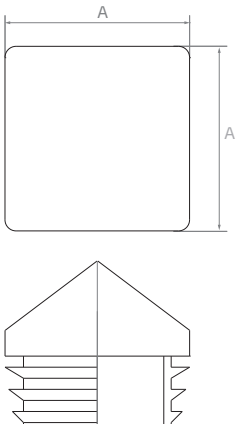

Zaślepka kopertowa do profilu kwadratowego
Envelope end cap for square profile | Umschlag-Endkappe für Quadratprofil

CZARNA black |Schwarz	A	S
62.502	20 × 20	1-2,5
62.504	40 × 40	2-3
62.505	50 × 50	2-4
62.506	60 × 60	2-3
62.507	70 × 70	2-4
62.508	80 × 80	2-3
62.510	100 × 100	2-4

Maskownica wkładki zamkowej YALE
YALE lock cylinder bezel | YALE-Schließzylinderblende

CZARNA black | Schwarz	
63.048	50,6 × 24

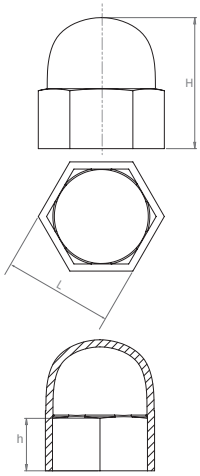

Maskownica śruby
Protective cap for screw | Schutzkappe für Schraube

CZARNA black | Schwarz	ANTRACYT anthracite | Anthrazit	H	h	L	śruba screw | Schraube
62.406	-	13,8	6,2	11,5	M6
62.408	62.408.02	15,4	7,7	14,6	M8
62.410	-	17,7	9	18	M10
62.412	-	24	10	20,5	M12
62.414	-	25,6	11,5	24	M14
62.416	-	28,5	15,6	26,5	M16
62.417	-	35	18,9	32,9	M20

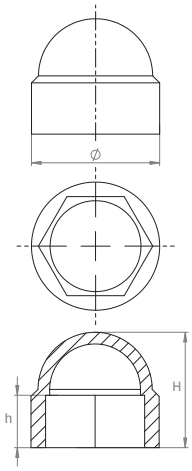

Okrągły kołpak ochronny na śrubę
Round protective cap for screw | Runde Schutzkappe für Schraube

CZARNY black | Schwarz	H	h	fi	śruba screw | Schraube
62.418	13	6	13,7	M6
62.419	16	6	16,8	M8
62.420	19	8	22	M10
62.421	24	10	24,5	M12
62.422	25	11	27,2	M14
62.423	29	14	30,4	M16
62.424	36	18	37,1	M20

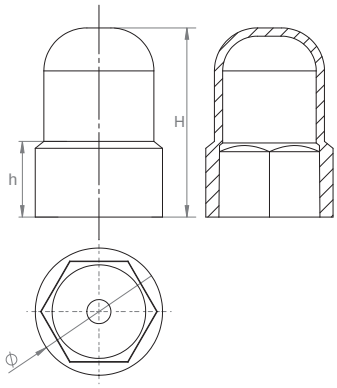

Okrągły kołpak ochronny na śrubę
Round protective cap for screw | Runde Schutzkappe für Schraube

CZARNY black | Schwarz	H	h	fi	śruba screw | Schraube
62.425	55	22	37	M20

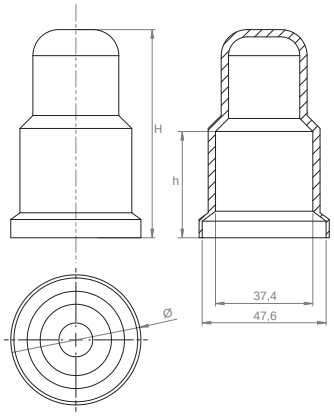

Okrągły kołpak ochronny na śrubę
Screw cover | Abdeckung der Verschlusskappe

CZARNY black | Schwarz	H	h	fi	śruba screw |Schraube
62.426	80	40,8	50	M24

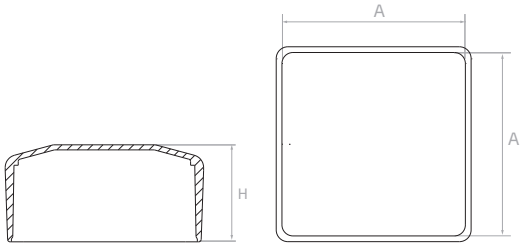

Zaślepka kwadratowa, zewnętrzna
Square end cap, outer | Vierkant-Endkappe, außen

CZARNA black | Schwarz	ANTRACYT anthracite | Anthrazit	ZIELONA green | Grün	A	H
62.604	-	62.604.03	30 × 30	26
62.605	-	-	20 × 20	21
62.606	-	-	16 × 16	20
62.607	-	62.607.03	40 × 40	26
62.608	-	-	18 × 18	20,5
62.609	-	62.609.03	50 × 50	27
62.610	62.610.02	62.610.03	60 × 60	39
62.611	-	-	70 × 70	37
62.612	62.612.02	62.612.03	80 × 80	37
62.613	-	62.613.03	100 ×100	37

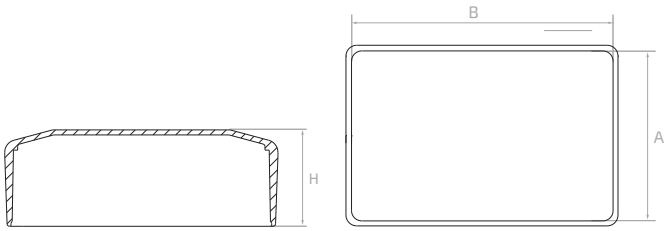

Zaślepka do profilu prostokątnego
End cap for rectangular profile | Endkappe für rechteckiges Profil

CZARNA black | Schwarz	ZIELONA green | Grün	A	B	H
62.630	62.630.03	40	60	32
62.632	-	40	80	38
62.633	-	18	30	30
62.634	62.634.03	50	100	38
62.635	62.635.03	60	80	39

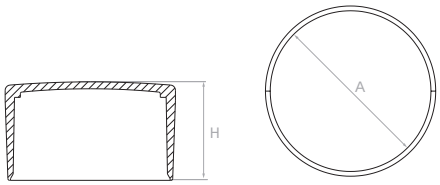

Zaślepka do rury
End cap for pipe | Endkappe für Rohr

CZARNA black | Schwarz	ZIELONA green | Grün	A	H
62.639	-	ø 3,6 - 4,2	16,5
62.640	-	ø 8	20,5
62.641	-	ø 20	22
62.642	-	ø 25	30
62.643	-	ø 27	30
62.644	-	ø 38	28
62.645	-	ø 40	28
62.646	62.646.03	ø 42,8	28
62.647	-	ø 45	29
62.648	-	ø 48	30
62.649	62.649.03	ø 50	30
62.650	62.650.03	ø 60	31

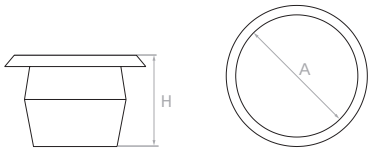

Zaślepka do otworów technologicznych
End cap for technological holes | Endkappe für technologische Löcher

CZARNA black | Schwarz	ANTRACYT anthracite | Anthrazit	SZARA gray | Grau	A	H
62.451	-	-	ø 6	9,4
62.452	62.452.02	62.452.01	ø 8	9,5
62.453	62.453.02	62.453.01	ø 10	9,6
62.454	-	-	ø 27,8	12
62.455	-	-	ø 30,1	12

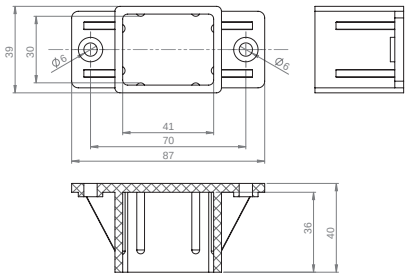

Łącznik przęseł, czarny
Fencing panel connector, black | Strebenkappe, Schwarz

62.702	40 × 30

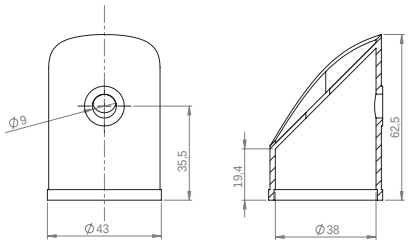

Nasadka słupa podporowego, czarna
Strut cap, black | Strebenkappe, Schwarz

	ø
62.703	38

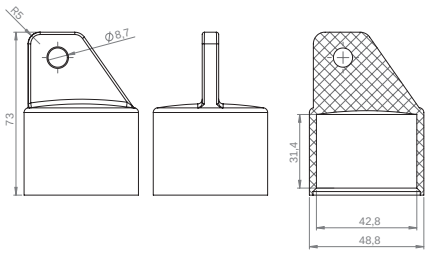

Nasadka słupa podporowego, czarna
Strut cap, black | Strebenkappe, Schwarz

	ø
62.704	42,8

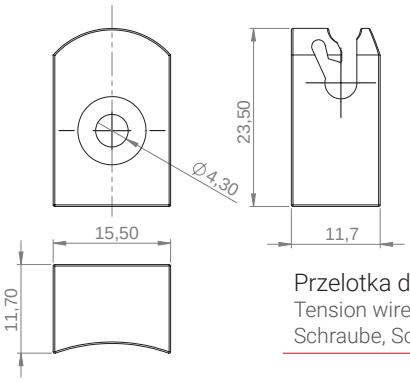

Przelotka drutu naciągowego z wkrętem, czarna
Tension wire holder with screw, black | Spanndrahthalter mit Schraube, Schwarz

	średnica drutu wire diameter | Drahtdurchmesser
62.705	3,6 - 4,2

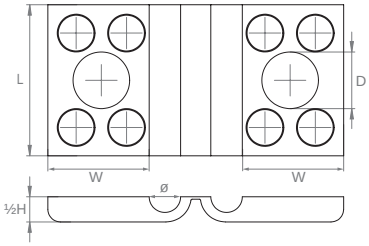

Dystans obejmy panelowej, czarny
Spacer for fence brace band, black | Abstandshalter für Zaun, Schwarz

	ø	H	L	W	D
62.706	ø 4	10	29	24	9
62.707	ø 5	10	29	24	9
62.708	ø 4	8	24	23	9
62.709	ø 5	8	24	23	9

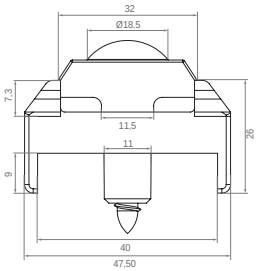

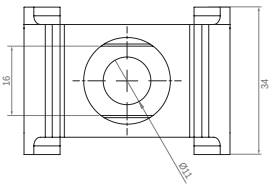

Łącznik ogrodzeń panelowych, zielony
Panel fence connector, green | Paneelzaunverbinder, Grün

	średnica drutu wire diameter | Drahtdurchmesser
62.710	4 - 5

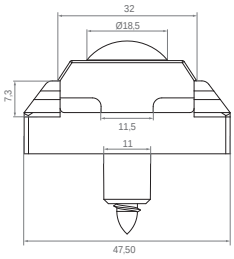

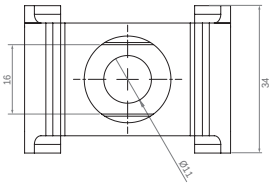

Łącznik ogrodzeń panelowych – wersja narożna, zielony
Panel fence connector – corner version, green | Paneelzaunverbinder eckversion, Grün

	średnica drutu wire diameter | Drahtdurchmesser
62.710.01	4 - 5

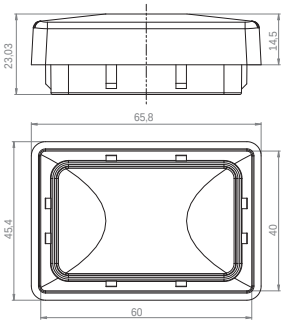

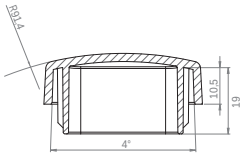

Zaślepka wzorowana na styl niemiecki, czarna
End cap in german style, black | Endkappe im deutschen Stil, Schwarz

62.711	60 × 40

	A	B	
63.001	145	85	ocynk galvanized | Verzinkt

	A	B	
63.003	160	95	ocynk galvanized | Verzinkt

	A	B	
63.005	165	85	ocynk galvanized | Verzinkt

	A	B	
63.006	140	95	-
63.006.01	140	85	ocynk galvanized | Verzinkt

	A	B	
63.007	135	90	ocynk galvanized | Verzinkt

	A	B	
63.012	130	80	-

	A	B	
63.013	145	85	-

	A	B	
63.021	120	80	ocynk galvanized | Verzinkt

	A	B	
63.022	130	65	ocynk galvanized | Verzinkt

	A	B	
63.023	142	85	ocynk galvanized | Verzinkt

	A	B	
63.029	155	80	ocynk galvanized | Verzinkt

	A	B	
63.030	155	90	ocynk galvanized | Verzinkt

	A	B	
63.031	150	80	-

	A	B	
63.032	165	80	-

	A	B	
63.034	145	80	ocynk galvanized | Verzinkt

	A	B	
63.038	155	85	ocynk galvanized | Verzinkt

	A	B	
63.035	120	80	malowana painted | gemalt

	A	B	
63.036	120	80	malowana painted | gemalt

	H	L	
63.008	85	ø 70	-

	H	L	
63.009	70	ø 70	-

	H	L	
63.010	65	ø 65	-

	H	L	
63.011	55	ø 70	-

	H	L	
63.015	70	105	-

	H	L	rozstaw otworów montażowych mounting hole distance | Abstand der Montagebohrungen
63.016	110	105	83

	H	L	
63.017	60	ø 65	-

	H	L	
63.018	70	ø 65	-

	H	L	
63.027	80	ø 68	-

	H	L	
63.028	100	ø 68	-

	H	L	
63.020	55	65	-

	H	L	
63.024	290	80	-

	H	L	
63.025	390	75	-

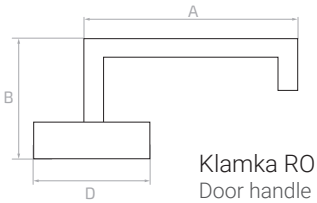

Klamka ROMA zaokrąglona z szyldem okrągłym
Door handle ROMA, curved with round shield | Abgerundeter Türgriff ROMA mit Rundschildrosette

	D	A	B
63.400	ø 53	135	70

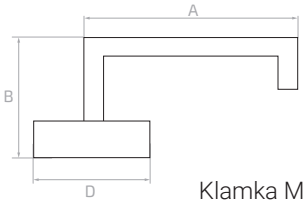

Klamka MILANO zaokrąglona z szyldem owalnym
Door handle MILANO, curved with oval shield | Abgerundeter Türgriff MILANO mit ovaler Rosette

	D	A	B
63.401	62 × 32	135	70

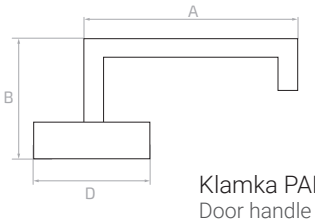

Klamka PALERMO prosta z szyldem okrągłym
Door handle PALERMO, straight with round shield | PALERMO Türgriff mit Rundschildrosette

	D	A	B
63.402	ø 53	135	70

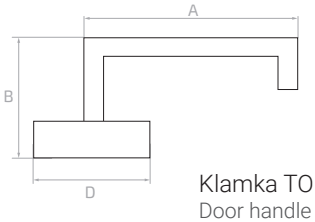

Klamka TORINO z szyldem okrągłym, wyprofilowana
Door handle TORINO, shaped, with round shield | TORINO Griff mit Rundschildrosette, profiliert

	D	A	B
63.403	ø 53	135	70

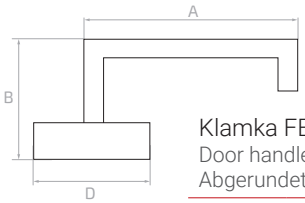

Klamka FERRARA zaokrąglona z szyldem owalnym
Door handle FERRARA, curved with oval shield | Abgerundeter Türgriff FERRARA mit Rundschildrosette

	D	A	B	rozstaw otworów montażowych mounting hole distance | Abstand der Montagebohrungen
63.404	62 × 32	145	70	45

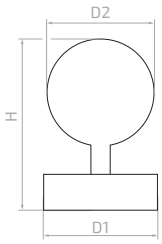

Gałka stała okrągła, nierdzewna
Fixed round door knob, stainless steel | Runder Türknopf, Edelstahl, nicht drehbar

	H	D1	D2
63.407	85	ø 53	ø 53

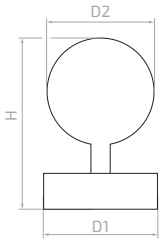

Gałka stała płaska, nierdzewna
Fixed door knob flat, stainless steel | Feststehender Türknauf flach, Edelstahl

	H	D1	D2
63.408	51	ø4 9	ø 53

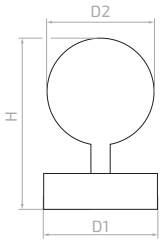

Gałka ruchoma płaska, nierdzewna
Adjustable flat door knob, stainless steel | Flacher Türknopf, Edelstahl, drehbar

	H	D1	D2
63.409	51	ø 49	ø 53

Gałka stała okrągła, nierdzewna
Fixed round door knob, stainless steel | Runder Türknopf, Edelstahl, nicht drehbar

	H	D	ø gałki	rozstaw otworów montażowych mounting hole distance | Abstand der Montagebohrungen
63.410	95	62 × 32	50	45

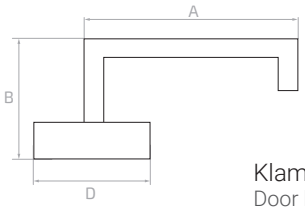

Klamka BARI CZARNA z szyldem okrągłym, nierdzewna
Door handle BARI, black with round shield, stainless steel | BARI-Griff, schwarz mit runder Rosette, Edelstahl

	D	A	B
63.411	ø 53	135	70

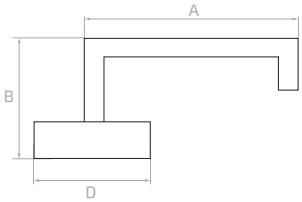

Klamka RIMINI, CZARNA, zaokrąglona z szyldem okrągłym, nierdzewna
Door handle RIMINI, black, curved with round shield, stainless steel | Abgerundeter Türgriff RIMINI, schwarz mit Rundschildrosette, Edelstahl

	D	A	B
63.412	ø 53	135	70

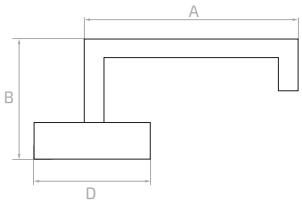

Klamka MODENA, CZARNA, prosta z szyldem okrągłym, nierdzewna
Door handle MODENA, black, straight with round shield, stainless steel | MODENA Türgriff, schwarz mit Rundschildrosette, Edelstahl

	D	A	B
63.413	ø 53	135	70

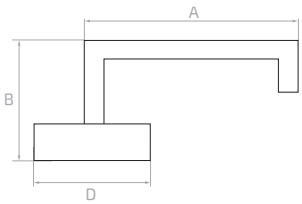

Klamka GENOVA CZARNA prosta, z szyldem kwadratowym, nierdzewna
Door handle GENOVA, black, straight with square shield, stainless steel | GENOVA-Griff, schwarz mit viereckiger Rosette, Edelstahl

	D	A	B
63.414	ø 53	135	70

Szyld nierdzewny okrągły
Round stainless steel rosette | Runde Edelstahlrosette

	D
63.450	ø 53

Szyld nierdzewny okrągły
Round stainless steel rosette | Runde Edelstahlrosette

	D
63.451	ø 53

Szyld nierdzewny owalny
Oval stainless steel rosette | Ovale Edelstahlrosette

	D
63.453	62 × 32

Szyld CZARNY okrągły - stal nierdzewna
Round, black, stainless steel rosette | Runde Edelstahlrosette schwarz

	D
63.454	ø 53

Szyld CZARNY okrągły - stal nierdzewna
Black, stainless steel rosette | Runde Edelstahlrosette schwarz

	D
63.455	ø 53

Szyld CZARNY okrągły - stal nierdzewna
Black round stainless steel rosette with WC lock | Schwarze Runde Edelstahlrosette mit WC Verriegelung

	D
63.456	ø 53

Szyld CZARNY kwadratowy - stal nierdzewna
Black, square stainless steel rosette | Schwarze, quadratische Edelstahlrosette

	D
63.457	53 × 53

Szyld CZARNY kwadratowy - stal nierdzewna
Black, square stainless steel rosette | Schwarze, quadratische Edelstahlrosette

	D
63.458	53 × 53

Szyld CZARNY kwadratowy - stal nierdzewna
Black, square stainless steel rosette with WC lock | Schwarze, quadratische Edelstahlrosette mit WC Verriegelung

	D
63.459	53 × 53

1

2

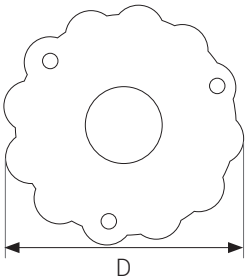

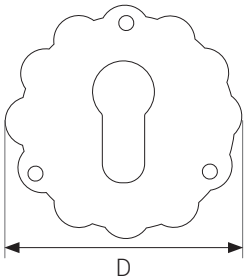

N		D	S
1	63.040	ø 65	2
2	63.041	ø 65	2

1

2

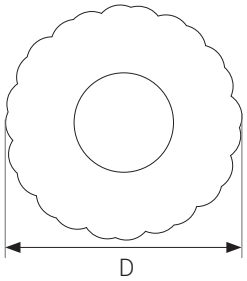





N		D	S
1	63.044	ø 52	3
2	63.045	ø 52	3

1

2

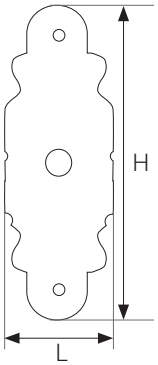

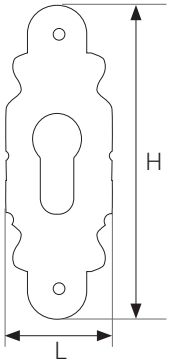

N		H	L	S
1	63.046	105	37	3
2	63.047	105	37	3

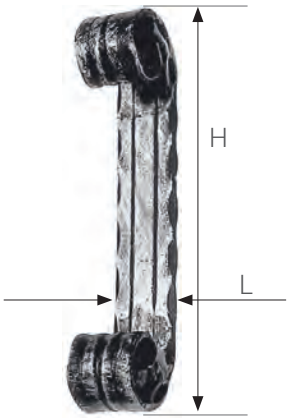

	H	L	S
63.142	230	40	5

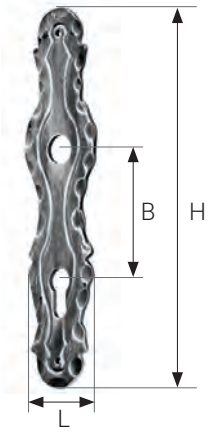



	H	L	S	B
63.138.72.00	263	60	3	72
63.138.90.00	263	60	3	90

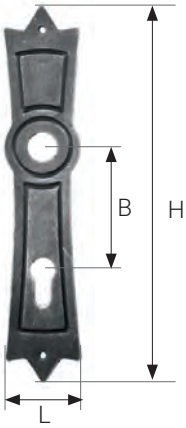

	H	L	S	B
63.139.72.00	260	52	3	72
63.139.90.00	260	52	3	90

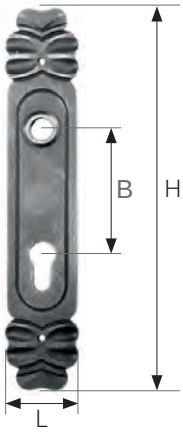



	H	L	S	B
63.140.72.00	263	50	3	72
63.140.90.00	263	50	3	90

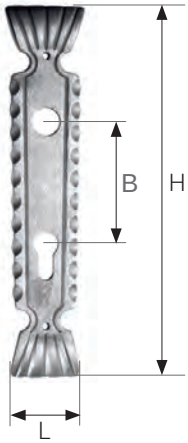



	H	L	S	B
63.141.90.00	260	56	3	90

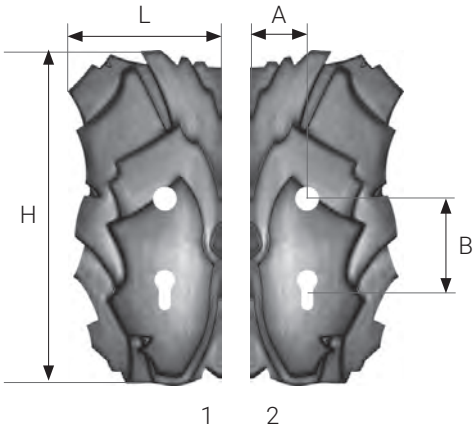

S

N		H	L	S	A	B
1	63.165.72.50	295	136	2	50	72
2	63.166.72.50	295	136	2	50	72

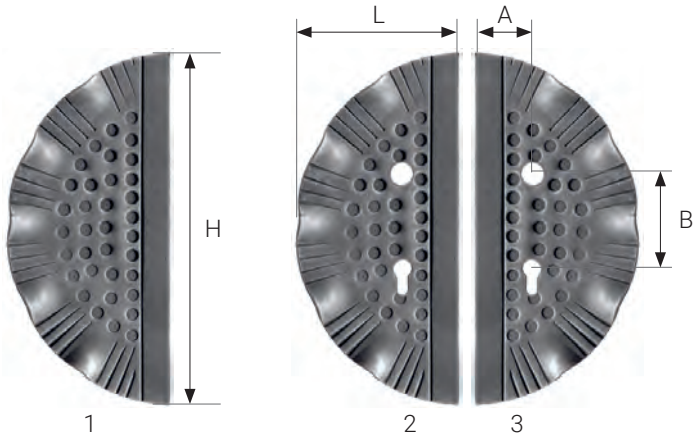

S

N		H	L	S	A	B
1	63.101.00.00	272	125	2,5	-	-
2	63.102.72.50	272	125	2,5	50	72
3	63.103.72.50	272	125	2,5	50	72
2	63.102.90.50	272	125	2,5	50	90
3	63.103.90.50	272	125	2,5	50	90

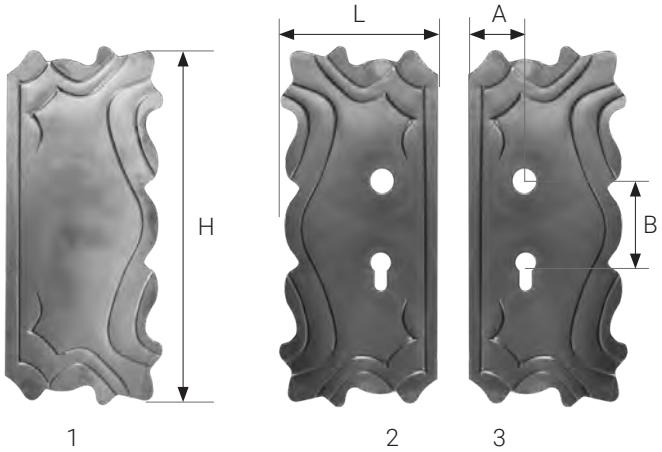

S

N		H	L	S	A	B
1	63.108.00.00	322	141	3	-	-
2	63.109.72.50	322	141	3	50	72
3	63.110.72.50	322	141	3	50	72
2	63.109.90.50	322	141	3	50	90
3	63.110.90.50	322	141	3	50	90

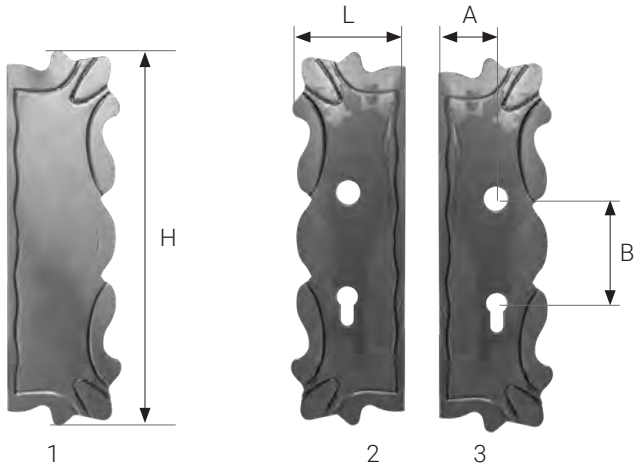

S

N		H	L	S	A	B
1	63.111.00.00	320	98	3	-	-
2	63.112.90.50	320	98	3	50	90
3	63.113.90.50	320	98	3	50	90

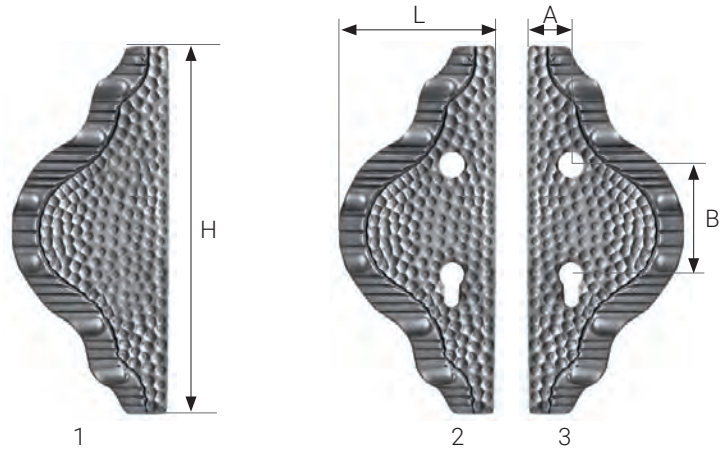

S

N		H	L	S	A	B
1	63.114.00.00	288	123	3	-	-
2	63.115.90.35	288	123	3	35	90
3	63.116.90.35	288	123	3	35	90

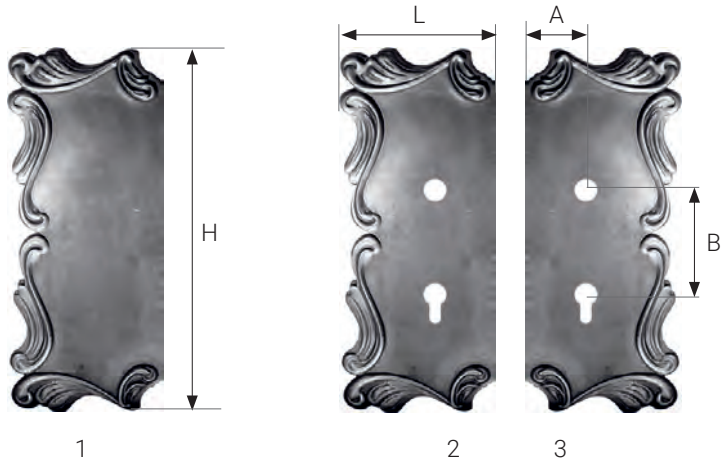

S

N		H	L	S	A	B
1	63.146.00.00	317	135	2	-	-
2	63.149.72.50	317	135	2	50	72
3	63.150.72.50	317	135	2	50	72
2	63.147.90.50	317	135	2	50	90
3	63.148.90.50	317	135	2	50	90

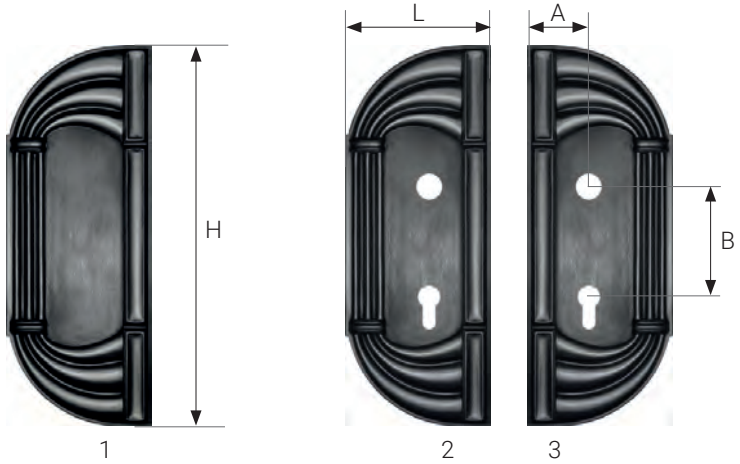

S

N		H	L	S	A	B
1	63.185.00.00	310	116	2	-	-
2	63.186.90.50	310	116	2	50	90
3	63.187.90.50	310	116	2	50	90



S

N		H	L	S	A	B
1	63.117.00.00	272	160	2,5	-	-
2	63.118.00.00	272	160	2,5	-	-
3	63.119.72.50	272	160	2,5	50	72
4	63.120.72.50	272	160	2,5	50	72
3	63.119.90.50	272	160	2,5	50	90
4	63.120.90.50	272	160	2,5	50	90

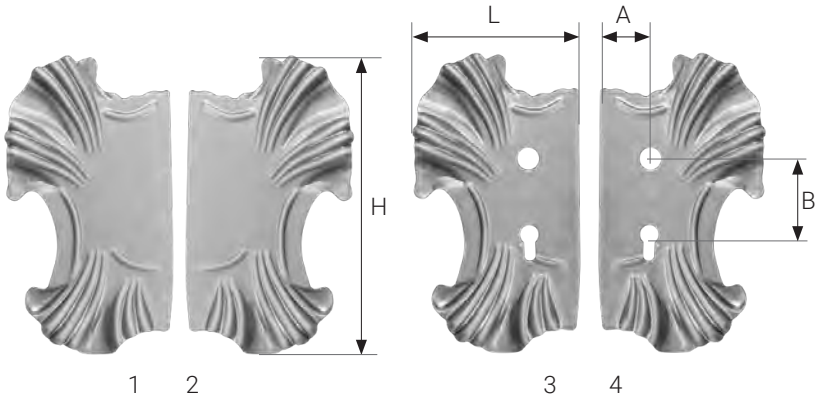

S

N		H	L	S	A	B
1	63.125.00.00	285	160	2	-	-
2	63.126.00.00	285	160	2	-	-
3	63.127.72.50	285	160	2	50	72
4	63.128.72.50	285	160	2	50	72
3	63.127.90.50	285	160	2	50	90
4	63.128.90.50	285	160	2	50	90

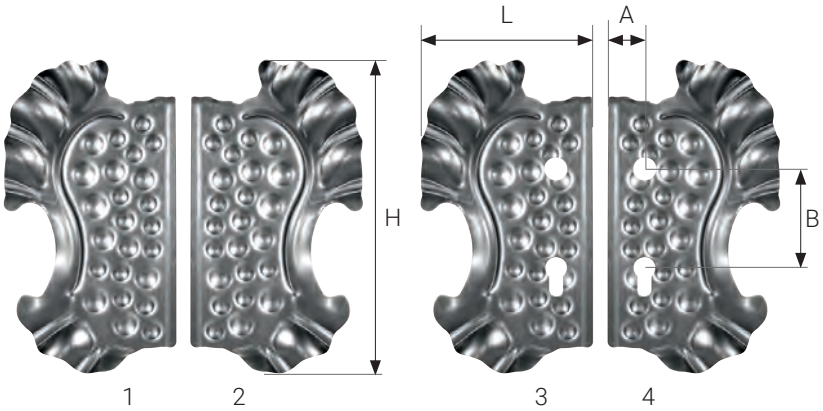

S

N		H	L	S	A	B
1	63.134.00.00	286	158	2	-	-
2	63.135.00.00	286	158	2	-	-
3	63.136.72.50	286	158	2	50	72
4	63.137.72.50	286	158	2	50	72
3	63.136.90.50	286	158	2	50	90
4	63.137.90.50	286	158	2	50	90

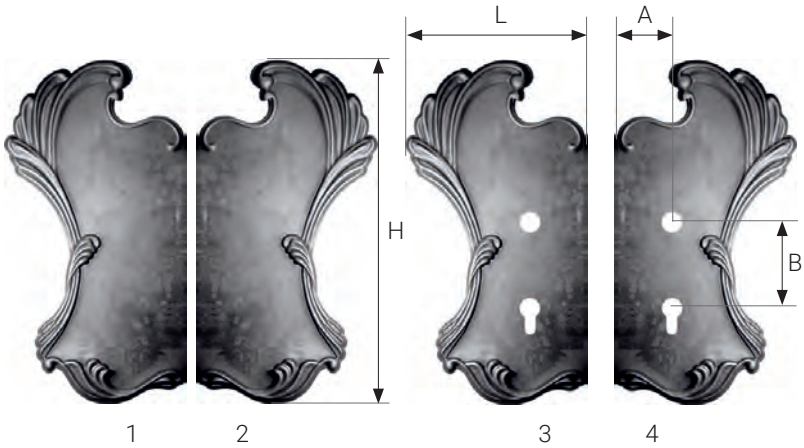

S

N		H	L	S	A	B
1	63.151.00.00	330	172	2	-	-
2	63.152.00.00	330	172	2	-	-
3	63.153.72.50	330	172	2	50	72
4	63.154.72.50	330	172	2	50	72
3	63.153.90.50	330	172	2	50	90
4	63.154.90.50	330	172	2	50	90

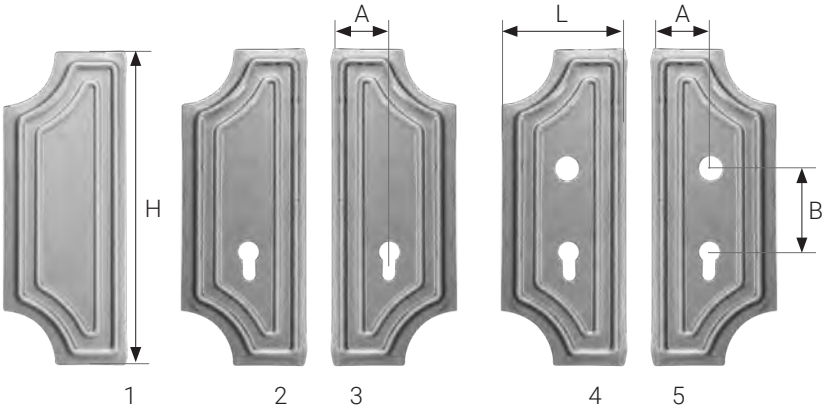

S

N		H	L	S	A	B
1	63.129.00.00	272	125	2,5	-	-
2	63.130.00.50	272	125	2,5	50	-
3	63.131.00.50	272	125	2,5	50	-
4	63.130.72.50	272	125	2,5	50	72
5	63.131.72.50	272	125	2,5	50	72
4	63.130.90.50	272	125	2,5	50	90
5	63.131.90.50	272	125	2,5	50	90

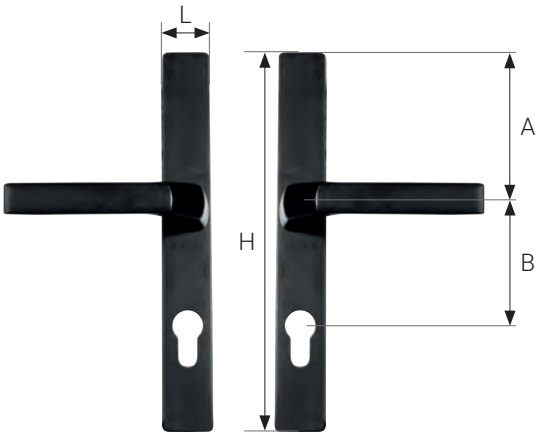

Szyld z klamką
Door handle with shield | Türdrücker mit Rosette

	H	L	A	B		
63.180.72.00	240	30	100	72	malowana painted | gemalt	wyprofilowana klamka ergonomic handle shape | ergonomische Griffform
63.180.90.00	240	30	100	90	malowana painted | gemalt	wyprofilowana klamka ergonomic handle shape | ergonomische Griffform

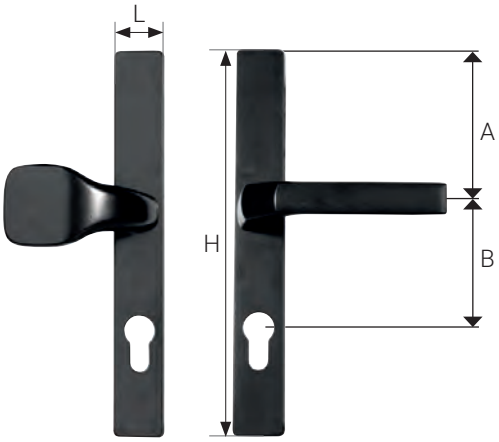

Szyld z klamką i gałką
Door handle and knob with shield | Türdrücker, Griff mit Rosette

	H	L	A	B		
63.181.72.00	240	30	100	72	malowana painted | gemalt	wyprofilowana klamka ergonomic handle shape | ergonomische Griffform
63.181.90.00	240	30	100	90	malowana painted | gemalt	wyprofilowana klamka ergonomic handle shape | ergonomische Griffform

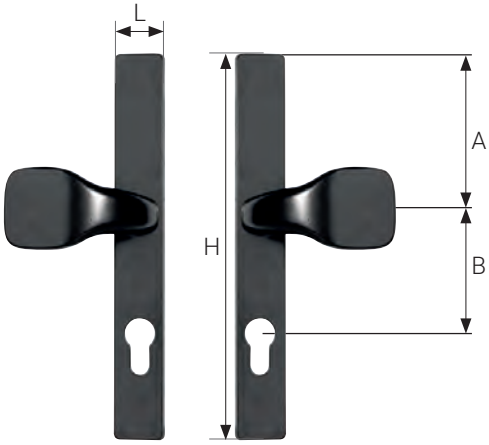

Szyld z gałką
Door knob with shield | Türgriff mit Rosette

	H	L	A	B		
63.182.72.00	240	30	100	72	malowana painted | gemalt	wyprofilowana klamka ergonomic handle shape | ergonomische Griffform
63.182.90.00	240	30	100	90	malowana painted | gemalt	wyprofilowana klamka ergonomic handle shape | ergonomische Griffform

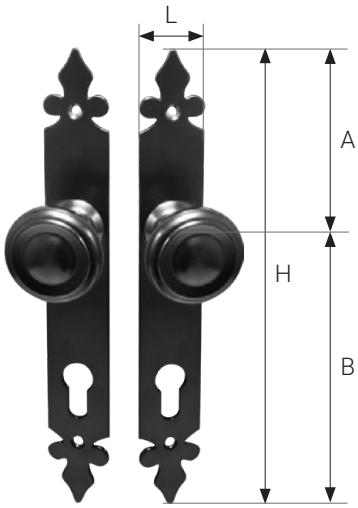

Szyld z gałką
Door knob with shield | Türgriff mit Rosette

	H	L	A	B	
63.188.90.00	270	36	100	90	malowany painted | gemalt

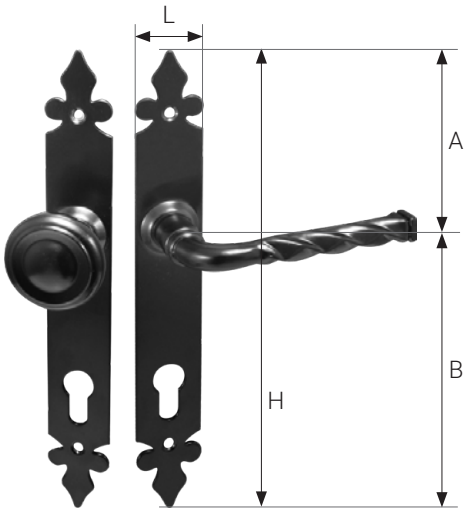

Szyld z klamką i gałką
Door handle and knob with shield | Türdrücker, Griff mit Rosette

	H	L	A	B	
63.189.90.00	270	36	100	90	malowany painted | gemalt

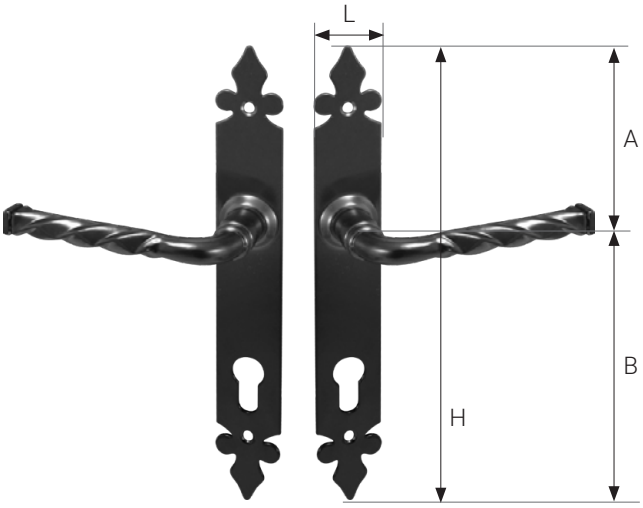

Szyld z klamką
Door handle with shield | Türdrücker mit Rosette

	H	L	A	B	
63.190.90.00	270	36	100	90	malowany painted | gemalt

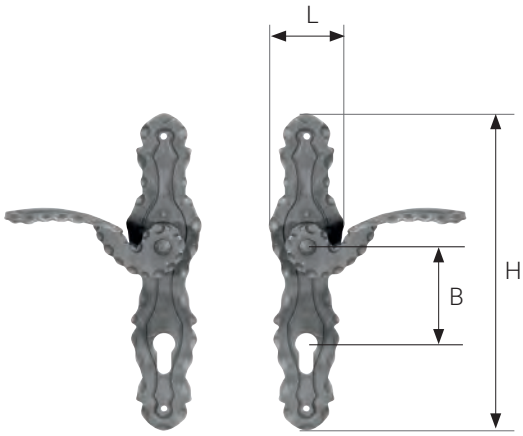

1 2

S

N		H	L	S	B
1	63.191.72.00	263	60	3	72
2	63.192.72.00	263	60	3	72
1	63.191.90.00	263	60	3	90
2	63.192.90.00	263	60	3	90

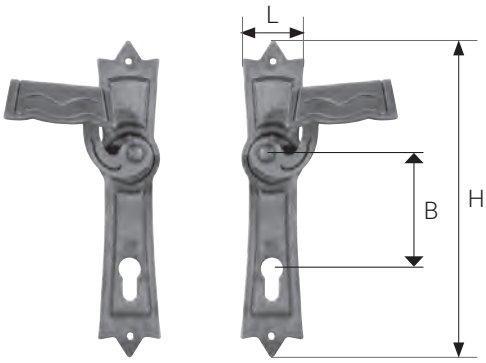

1 2

S

N		H	L	S	B
1	63.193.90.00	260	52	3	90
2	63.194.90.00	260	52	3	90

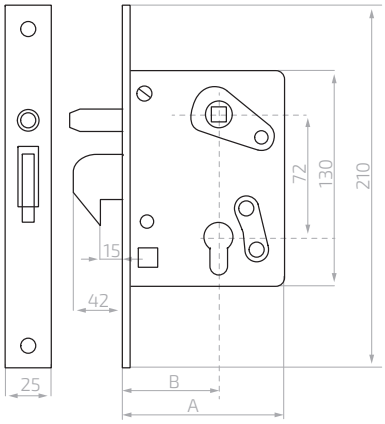

Zamek hakowy
Lock | Hackenschloss

	A	B
63.200	100	60

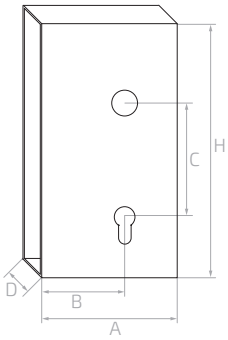

Kaseta zamka
Lock box | Schlosskasten

	A	B	D	H	C
63.202	100	65	30	215	72

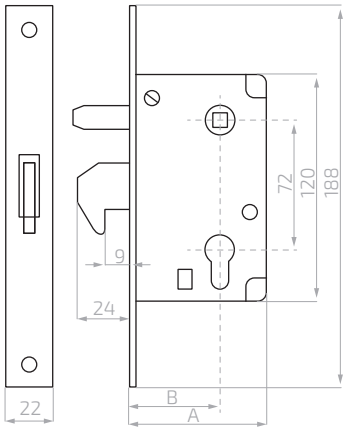

Zamek hakowy
Lock | Hackenschloss

	A	B
63.204	65	40
63.205	55	30

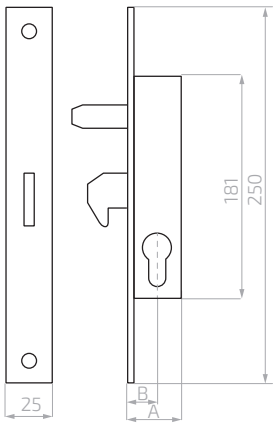

Zamek hakowy wzmocniony z bolcem
Lock | Hackenschloss

	A	B
63.209.02	37	22

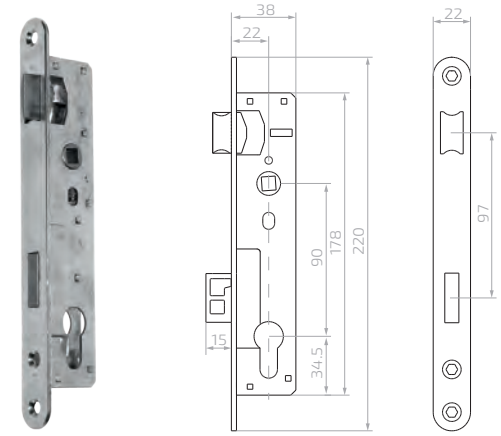

Zamek zapadkowo-zasuwkowy
Lock | Schloss

	A	B
63.210	38	22

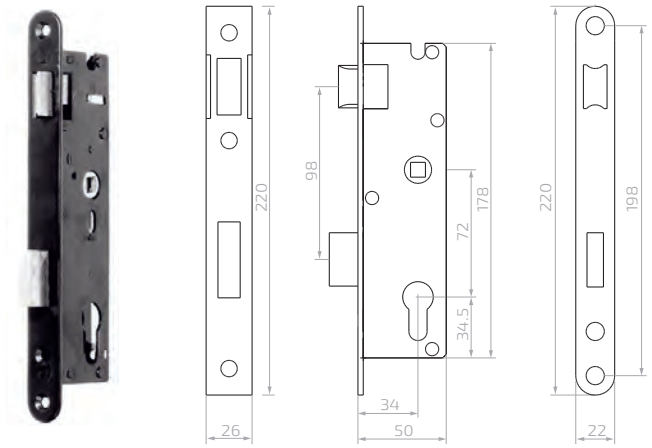

Zamek zapadkowo-zasuwkowy
Lock | Schloss

	A	B
63.211	50	34

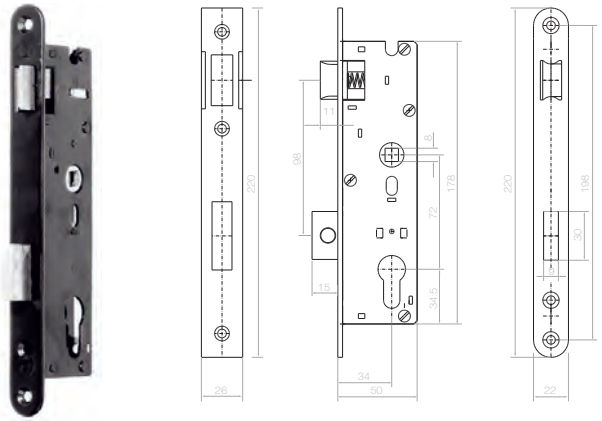

Zamek zapadkowo-zasuwkowy INOX
Lock | Schloss

	A	B
63.211.01	50	34

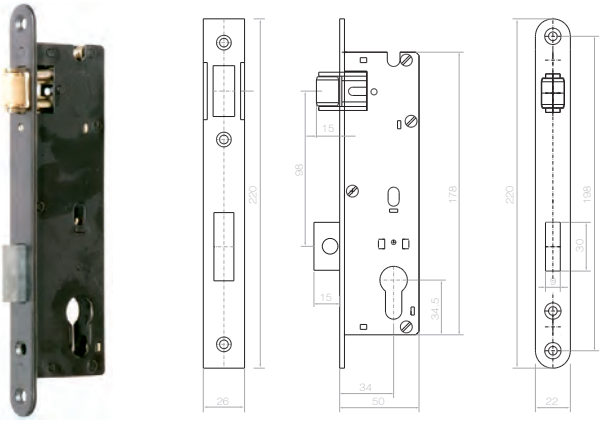

Zamek rolkowo-zasuwkowy
Lock | Schloss

	A	B
63.212	50	34

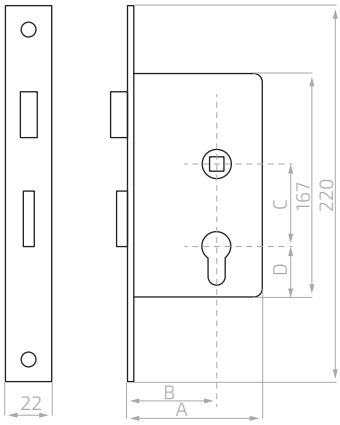

Zamek zapadkowo-zasuwkowy
Lock | Schloss

	A	B	C	D	
63.216	77	50	72	50	blacha sheet | Blatt
63.218	77	50	90	30	stal + znal steel + znal | Stahl + Znal

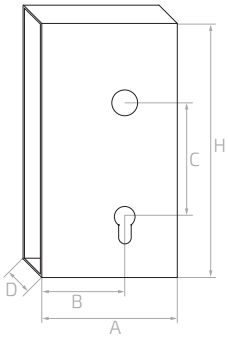

Zamek zapadkowo-zasuwkowy
Lock | Schloss

	A	B	D	H	C
63.217	80	50	20	155	72

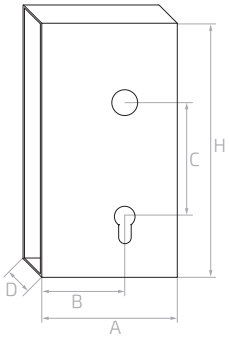

Kaseta zamka
Lock box | Schlosskasten

	A	B	D	H	C
63.219	80	50	20	155	90

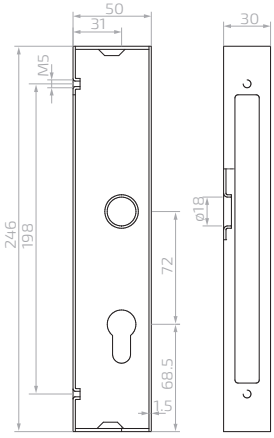

Kaseta zamka
Lock box | Schlosskasten

	A	D	H
63.220	50	30	246

Kaseta z zamkiem 63.220 + 63.211
Lock box set 63.220 + 63.211 |
Schloss + Kasten 63.220 + 63.211

	A	D	H
63.220.11	50	30	246

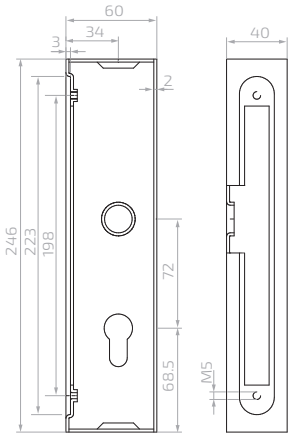

Kaseta zamka
Lock box | Schlosskasten

	A	D	H
63.222	60	40	246

Kaseta z zamkiem 63.222 + 63.211
Lock box set 63.222 + 63.211 |
Schloss + Kasten 63.222 + 63.211

	A	D	H
63.222.11	60	40	246

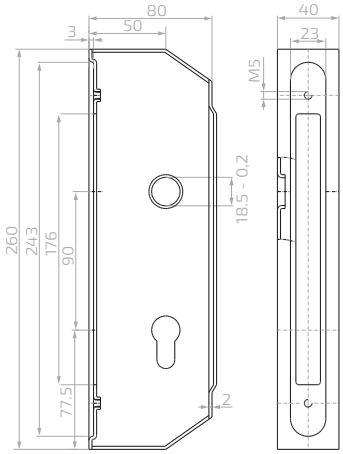

Kaseta z zamkiem dwuzapadkowym
Lock box set | Schloss + Kasten

	A	B	D	H	C
63.224	80	50	40	260	90

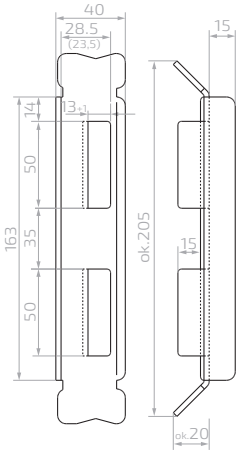

Zaczep furtki
Catch | Anschlag für Schloss

	A	H
63.225	40	163

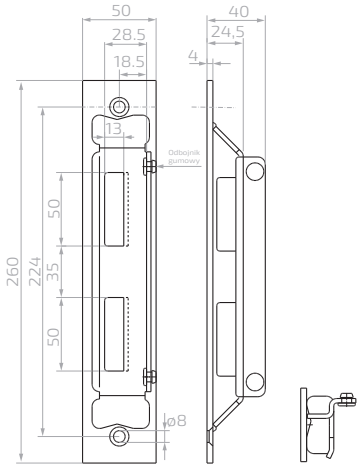

Zaczep furtki
Catch | Anschlag für Schloss

	A	H
63.226	50	260

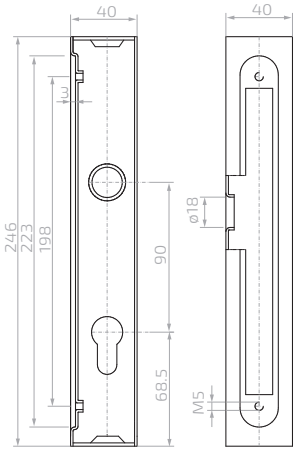

Kaseta do zamka 90/22 do profilu 40x40
Lock box | Schlosskasten

	A	D	H
63.227	40	40	246

Kaseta z zamkiem 63.227 + 63.210
Lock box set 63.227 + 63.210 |
Schloss + Kasten 63.227 + 63.210

	A	D	H
63.228	40	40	246

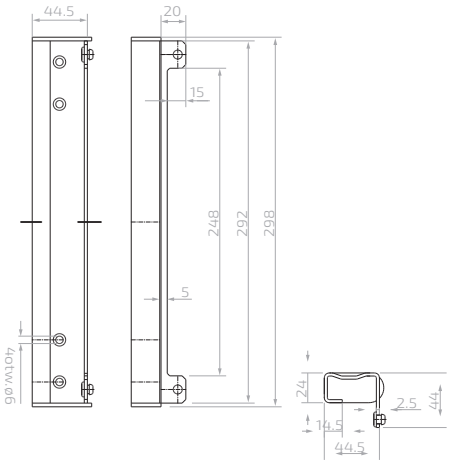

Zaczep furtki
Catch | Anschlag für Schloss

	A	H	
63.229	44,5	298	malowana painted | gemalt

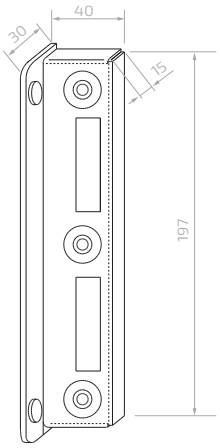

Zaczep furtki
Catch | Anschlag für Schloss

	A	H	
63.230	40	197	malowana painted | gemalt

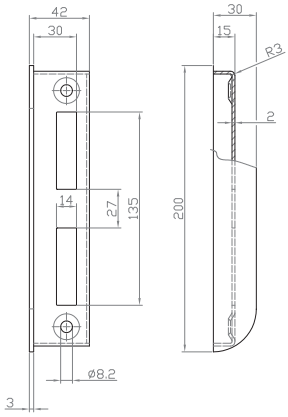

Zaczep furtki
Catch | Anschlag für Schloss

	A	B	
63.230.01	200	40	malowana painted | gemalt

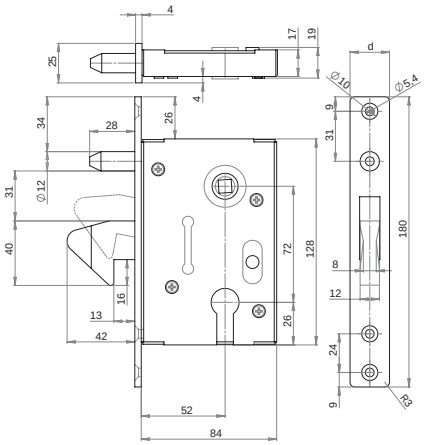

Zamek hakowy
Lock | Hackenschloss

	d
63.231	24,5
63.234	34,5

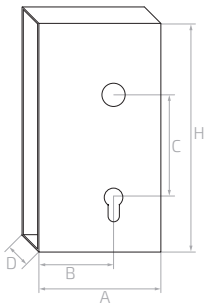

Kaseta zamka
Lock box | Schlosskasten

	A	B	D	H	C
63.232	91	56	30	186	72
63.235	91	56	40	186	72

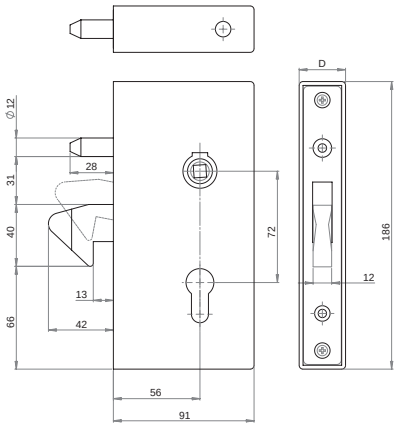

Kaseta z zamkiem
Lock box set | Schloss + Kasten

		D
63.233	63.231 + 63.232	30
63.236	63.234 + 63.235	40

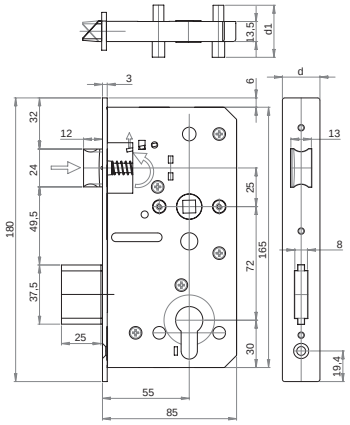

Zamek zasuwkowy
Lock | Hackenschloss

	d
63.237	24
63.240	34

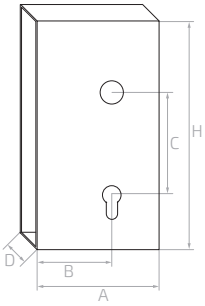

Kaseta zamka
Lock box | Schlosskasten

	A	B	D	H	C
63.238	91	55	30	186	72
63.241	91	55	40	186	72

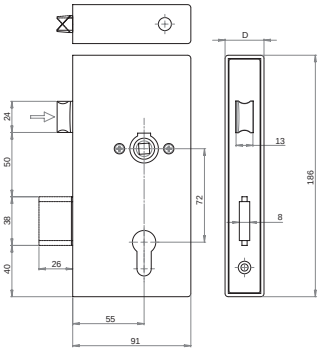

Kaseta z zamkiem
Lock box set | Schloss + Kasten

		D
63.239	63.237 + 63.238	30
63.242	63.240 + 63.241	40

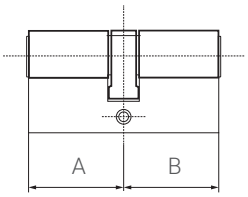

Wkładka bębenkowa - mosiądz
Euro cylinder - brass | Prolzylinder - Messing

	A	B	liczba kluczy number of keys | Anzahl der Schlüssel	norma standard | Standard	klasyfikacja Classification | Klassifizierung
63.42525.MM	25	25	3		
63.63030.MM	30	30	3	EN1303:2015	16000C60
63.63535.MM	35	35	3	EN1303:2015	16000C60

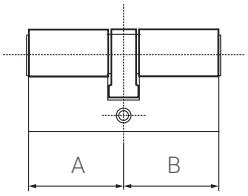

Wkładka bębenkowa - nikiel, satyna
Euro cylinder - nickel, satin | Prolzylinder - vernickelt, satiniert

	A	B	liczba kluczy number of keys | Anzahl der Schlüsse	norma standard | Standard	klasyfikacja Classification | Klassifizierung
63.42525.MN	25	25	3		
63.63030.MN	30	30	3	EN1303:2015	16000C60
63.63535.MN	35	35	3	EN1303:2015	16000C60

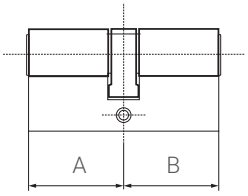

Wkładka bębenkowa - CZARNA
Euro cylinder - black | Prolzylinder - schwarz

	A	B	liczba kluczy number of keys | Anzahl der Schlüsse	norma standard | Standard	klasyfikacja Classification | Klassifizierung
63.63030.MC	30	30	3	EN1303:2015	16000C60

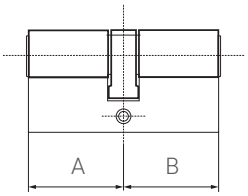

Wkładka bębenkowa - mosiądz
Euro cylinder - brass | Prolzylinder - Messing

	A	B
63.301.01	25	25
63.301.05	30	30
63.301.11	35	35

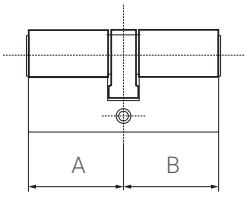

Wkładka bębenkowa - nikiel, satyna
Euro cylinder - nickel, satin | Prolzylinder - vernickelt, satiniert

	A	B
63.301.02	25	25
63.301.06	30	30
63.301.12	35	35

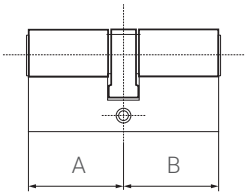

Wkładka bębenkowa - CZARNA
Euro cylinder - black | Prolzylinder - schwarz

	A	B
63.301.13	35	35
63.301.14	30	30

Słupek z kasetą na zamek
Post with lock cassette | Profil mit Schlosskasten

	H	▯	S		Rodzaj zamka Lock | Schloss	
63.250	1500 mm	40 × 40	1,5	z zamkiem with lock | mit Schloss	90/20	-
63.250.ZN	1500 mm	40 × 40	1,5	z zamkiem with lock | mit Schloss	90/20	ocynk galvanized | Verzinkt
63.250.01	1500 mm	40 × 40	1,5	bez zamka without lock | ohne Schloss	90/20	-
63.251	1500 mm	60 × 40	1,5	z zamkiem with lock | mit Schloss	72/34	-
63.251.ZN	1500 mm	60 × 40	1,5	z zamkiem with lock | mit Schloss	72/34	ocynk galvanized | Verzinkt
63.252	1500 mm	40 × 40	1,5	z zamkiem with lock | mit Schloss	hakowy H40 Hookbolt lock | Hackenschloss	-
63.252.01	1500 mm	40 × 40	1,5	bez zamka without lock | ohne Schloss	hakowy H40 Hookbolt lock | Hackenschloss	-
63.253	1500 mm	60 × 40	1,5	z zamkiem with lock | mit Schloss	hakowy H60 Hookbolt lock | Hackenschloss	-
63.253.01	1500 mm	60 × 40	1,5	bez zamka without lock | ohne Schloss	hakowy H60 Hookbolt lock | Hackenschloss	-
63.254	2000 mm	40 × 40	1,5	z zamkiem with lock | mit Schloss	90/20	-
63.254.ZN	2000 mm	40 × 40	1,5	z zamkiem with lock | mit Schloss	90/20	ocynk galvanized | Verzinkt
63.255	2000 mm	60 × 40	1,5	z zamkiem with lock | mit Schloss	72/34	-
63.255.ZN	2000 mm	60 × 40	1,5	z zamkiem with lock | mit Schloss	72/34	ocynk galvanized | Verzinkt
63.256	2000 mm	50 × 30	1,5	z zamkiem with lock | mit Schloss	72/34	-
63.257	2000 mm	50 × 30	1,5	z zamkiem with lock | mit Schloss	72/34	-

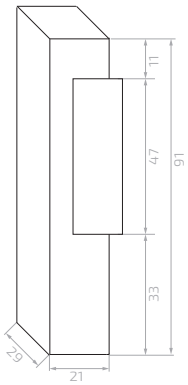

Elektrozaczep
Electric lock | Elektrische Türöffner

	pamięć memory | Datenspeicher	blokada lock | Verriegelung	regulacja adjustment | Justierung
63.329	✓	✓	-
63.329.03	✓	✓	✓
63.330	-	-	-

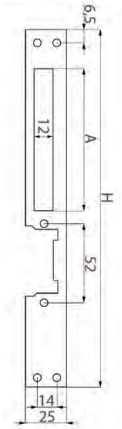

Blacha czołowa elektrozaczepu
Faceplate for electric lock | Schliessblech für elektrische Türöffner

	A	H	
63.330.01	77,5	250	malowana painted | gemalt
63.330.02	102	250	INOX

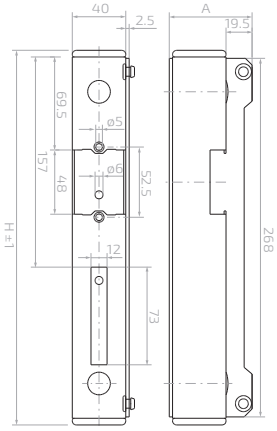

Kaseta elektrozaczepu
Electric door strike box | Schlosskasten für elektrische Türöffner

	A	H
63.331	62	280

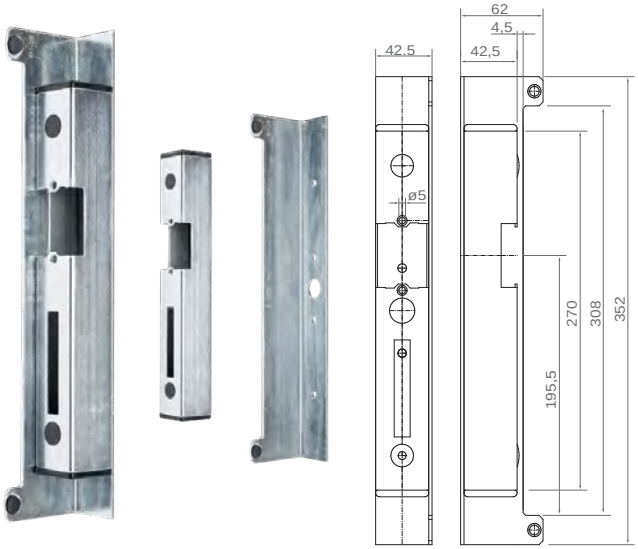

Kaseta elektrozaczepu
Electric door strike box | Schlosskasten für elektrische Türöffner

	A	H
63.332	62	352



Elektrozaczep 12V
Electric lock symmetrical with 12v regulation | Elektrisches Schloss symmetrisch mit 12 V Regelung

	pamięć memory | Datenspeicher	blokada lock | Verriegelung	regulacja adjustment | Justierung
63.340	-	-	✓
63.345	✓	✓	-

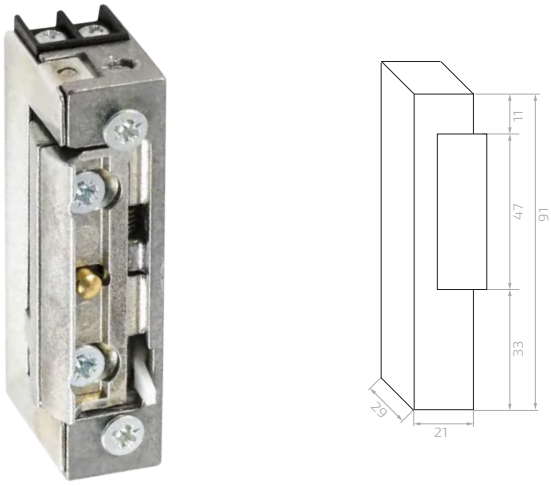

Elektrozaczep symetryczny 16,5 mm z regulacją 12v
Electric lock symmetrical 16.5mm with 12v regulation | Elektrisches Schloss symmetrisch 16,5 mm mit 12 V Regelung

	pamięć memory | Datenspeicher	blokada lock | Verriegelung	regulacja adjustment | Justierung
63.350	-	-	✓
63.355	✓	✓	✓

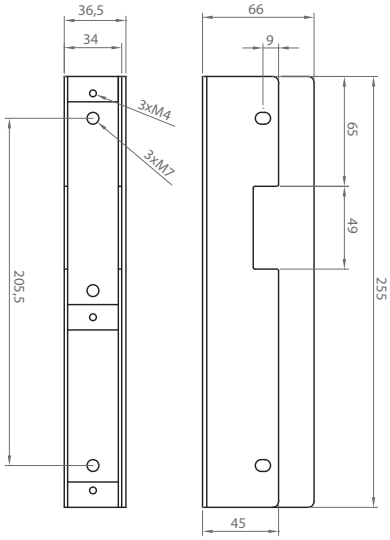

Kaseta elektrozaczepu
Electric door strike box | Schlosskasten für elektrische Türöffner

	A	H
63.360	66	255

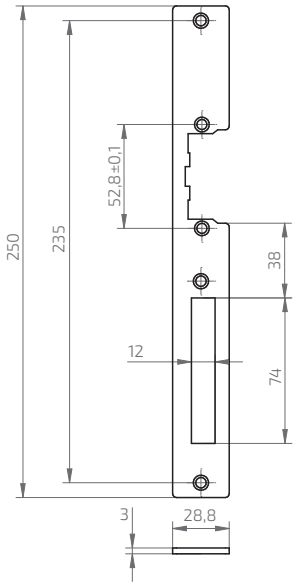

Blacha czołowa elektrozaczepu
Faceplate for electric lock | Schliessblech für elektrische Türöffner

	A	H	
63.365	74	250	ocynk galvanized | verzinkt

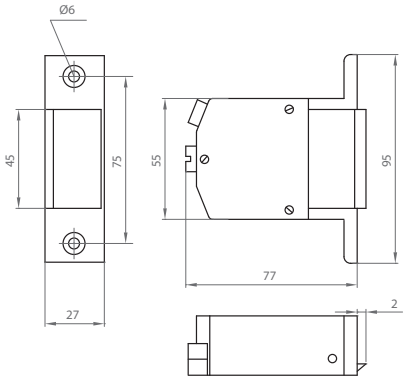

Zaczep elektromagnetyczny szeroki
Electric lock wide | Elektrisches Schloss breit

	A	H
63.370	95	77

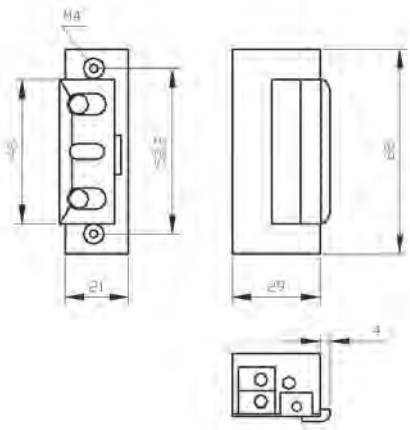

Elektrozaczep symetryczny z regulacją 12V – rewersyjny
Electric lock symmetrical 12V regulation – adjustable | Elektroschloss symmetrische 12 V Regelung – einstellbar

	A	H	
63.375	29	68	ocynk galvanized | verzinkt

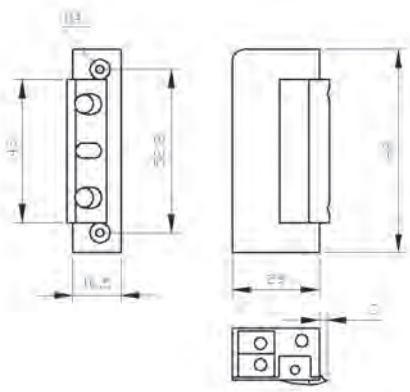

Elektrozaczep symetryczny 16,5 mm z regulacją 12V – rewersyjny
Adjustable electric lock, 16,5 mm, 12V, reversible | Elektro-Türöffner, 16,5 mm, 12V, reversibel

	A	H	
63.380	29	68	ocynk galvanized | verzinkt

Maskownica stalowa kuta otworowana, ocynk
Masking frame, galvanized | Abdeckrahmen, verzinkt

	A	B	S
44.146.ZN	12 × 12	44 × 44	1
44.147.ZN	14 × 14	44 × 44	1
44.148.ZN	16 × 16	44 × 44	1
44.149.ZN	20 × 20	60 × 60	1
44.150.ZN	25 × 25	80 × 80	1
44.151.ZN	30 × 30	80 × 80	1
44.152.ZN	40 × 40	92 × 92	1
44.155.ZN	82 × 82	120 × 120	1
44.230.ZN	12 × 12	40 × 40	1
44.231.ZN	14 × 14	40 × 40	1
44.232.ZN	16 × 16	40 × 40	1
44.233.ZN	20 × 20	40 × 40	1
44.234.ZN	12 × 12	50 × 50	1
44.235.ZN	14 × 14	50 × 50	1
44.236.ZN	16 × 16	50 × 50	1
44.237.ZN	20 × 20	50 × 50	1
44.238.ZN	20 × 20	50 × 50	1
44.239.ZN	20 × 20	60 × 60	1
44.240.ZN	30 × 30	60 × 60	1
44.241.ZN	40 × 40	60 × 60	1
44.242.ZN	50 × 50	60 × 60	1
44.243.ZN	20 × 20	70 × 70	1
44.244.ZN	30 × 30	70 × 70	1
44.245.ZN	40 × 40	70 × 70	1
44.246.ZN	50 × 50	70 × 70	1
44.247.ZN	20 × 20	80 × 80	1
44.248.ZN	30 × 30	80 × 80	1
44.249.ZN	40 × 40	80 × 80	1
44.250.ZN	50 × 50	80 × 80	1
44.251.ZN	20 × 20	100 × 100	1
44.252.ZN	30 × 30	100 × 100	1
44.253.ZN	40 × 40	100 × 100	1
44.254.ZN	50 × 50	100 × 100	1
44.256.ZN	20 × 20	120 × 120	1
44.257.ZN	30 × 30	120 × 120	1
44.258.ZN	40 × 40	120 × 120	1
44.259.ZN	50 × x50	120 × 120	1

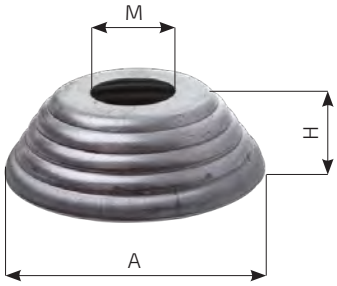

Maskownica kuta otworowana
Masking frame | Abdeckrahmen

	M	A	H	S
44.262.ZN	ø 32	ø 98	30	1
44.263.ZN	ø 42	ø 98	30	1
44.264.ZN	ø 52	ø 98	30	1

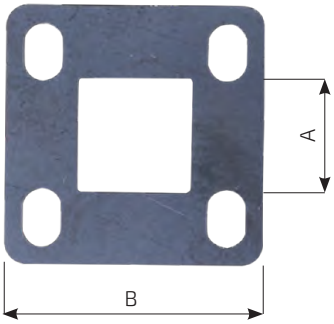

Płytka montażowa do słupka ze stali nierdzewnej
Fixing plate for stainless steel post | Befestigungsplatte für Edelstahlpfosten

	A	B	S
45.048.20	20 × 20	50 × 50	3
45.060.25	25 × 25	60 × 60	3
45.100.50	50 × 50	100 × 100	4

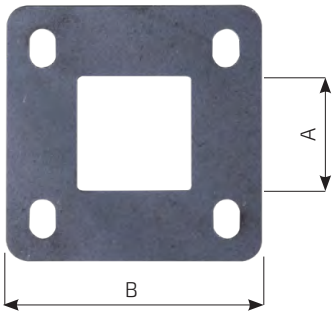

Płytka montażowa do słupka ze stali czarnej
Fixing plate for black steel post | Befestigungsplatte für Stahlpfosten

	A	B	S
45.070.30	30 × 30	70 × 70	3
45.080.40	40 × 40	80 × 80	4
45.120.60	60 × 60	120 × 120	4
45.160.80	80 × 80	160 × 160	5
45.200.10	100 × 100	200 × 200	5



Łącznik
Welding Lug | Anschweißlasche

	H	L	S
64.003	50	25	5
64.004	50	30	5

Łącznik ozdobny
Decorative welding lug | Dekorative Schweißfahne

	H	L	S
64.005	102	25	5

Łącznik ozdobny
Decorative welding lug | Dekorative Schweißfahne

	H	L	S
64.006	102	25	5



Łącznik rozporowy
Decorative welding lug with dowel | Dekorative Schweißfahne mit Dübel

	H	L	ø	
64.007	130	25	ø 12	ocynk galvanized | verzinkt
64.008	130	30	ø 12	ocynk galvanized | verzinkt

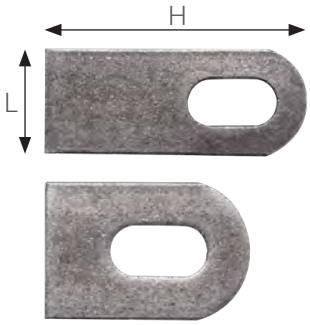

Łącznik
Welding Lug | Anschweißlasche

	M	H	L	S
64.014	16	100	40	8
64.015	18	90	60	8
64.016	20	90	60	8

Nakrętka kołpakowa
Cap nut | Hutmutter

	d	H	
64.035	M8	15	ocynk galvanized | verzinkt
64.036	M10	18	ocynk galvanized | verzinkt
64.037	M12	22	ocynk galvanized | verzinkt

Stalowy łącznik śrubowy
Screw connector | Gewindestange verzinkt

	d	L	
64.040	M8	1000	ocynk galvanized | verzinkt
64.041	M10	1000	ocynk galvanized | verzinkt
64.042	M12	1000	ocynk galvanized | verzinkt
64.043	M14	1000	ocynk galvanized | verzinkt
64.044	M16	1000	ocynk galvanized | verzinkt

Ogrodzeniowa listwa antywłamaniowa
Cremagliera anti intrusione | Zackenleiste

61.095	H 33 × L 2000 × 3

Mocowanie
Fastening | Befestigung

▯	12 × 12	12 × 12	ø 1 4
L	95	95	95
H	180	180	180
N°	64.011	64.012	64.013

Nit ozdobny
Decorative rivet | Dekorative Niete

▯	ø 6	ø 6	ø 6	ø 10	ø 10
L	ø 19	ø 25	ø 18	ø 21	19
H	40	25	36	32	30
N°	64.020	64.021	64.022	64.023	64.024





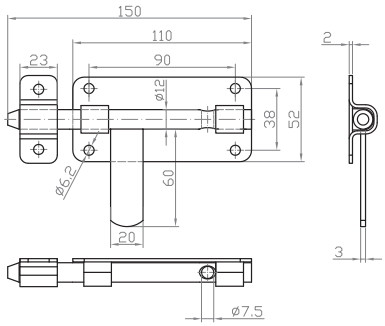

Zasuwa
Latch | Riegel

	L	ø	
64.050	150	ø 12	ocynk galvanized | verzinkt



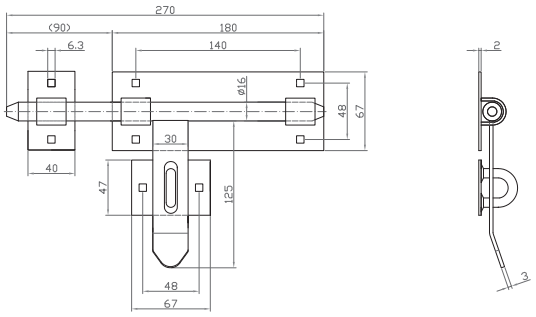

Zasuwa
Latch | Riegel

	L	ø	
64.051.01	270	ø 16	ocynk galvanized | verzinkt

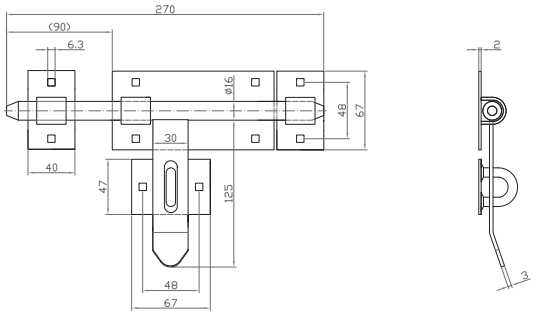

Zasuwa
Latch | Riegel

	L	ø	
64.051.02	270	ø 16	malowana painted | gemalt



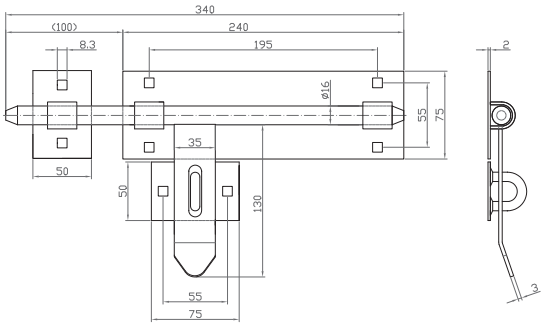

Zasuwa
Latch | Riegel

	L	ø	
64.052.01	340	ø 16	ocynk galvanized | verzinkt

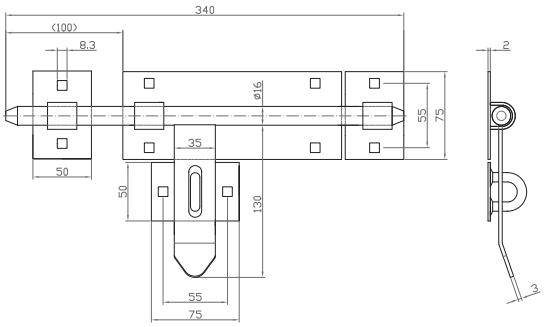

Zasuwa
Latch | Riegel

	L	ø	
64.052.02	340	ø 16	malowana painted | gemalt



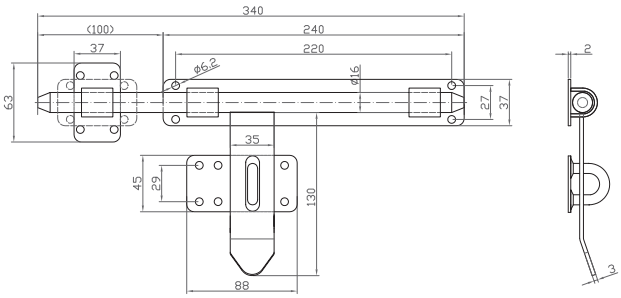

Zasuwa wąska
Narrow latch | Riegel

	L	ø	
64.053	340	ø 16	-
64.054	340	ø 16	ocynk galvanized | verzinkt

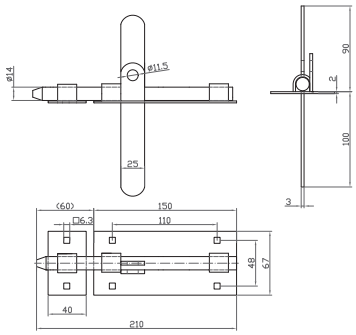

Zasuwa dwustronna
Latch | Riegel

	L	ø	
64.055.01	210	14	ocynk galvanized | verzinkt

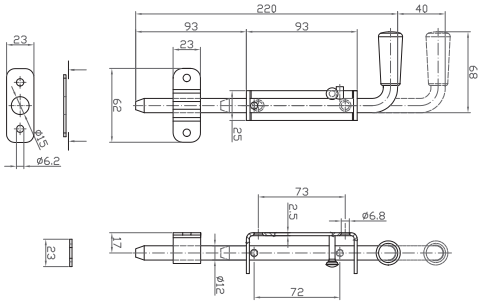

Rygiel
Latch | Riegel

	L	ø	
64.058	220	12	ocynk galvanized | verzinkt



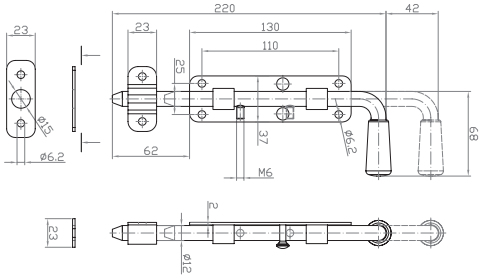

Rygiel
Latch | Riegel

	L	ø	
64.059	220	12	ocynk galvanized | verzinkt



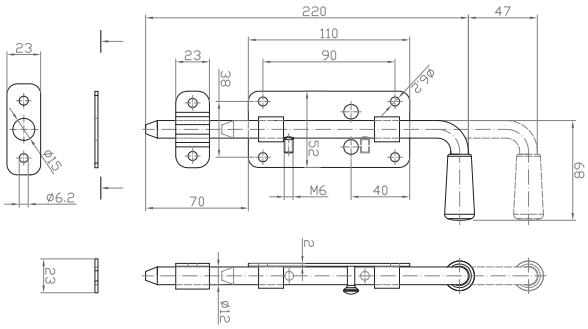

Rygiel
Latch | Riegel

	L	ø	
64.060.01	220	12	ocynk galvanized | verzinkt

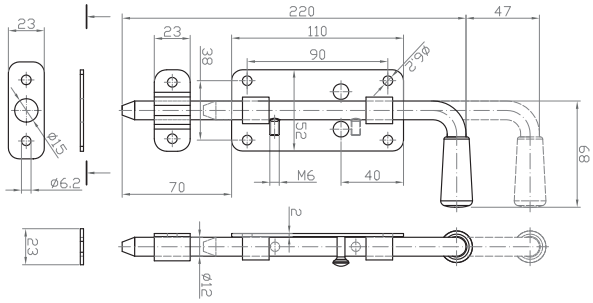

Rygiel
Latch | Riegel

	L	ø	
64.060	220	12	malowany painted | gemalt

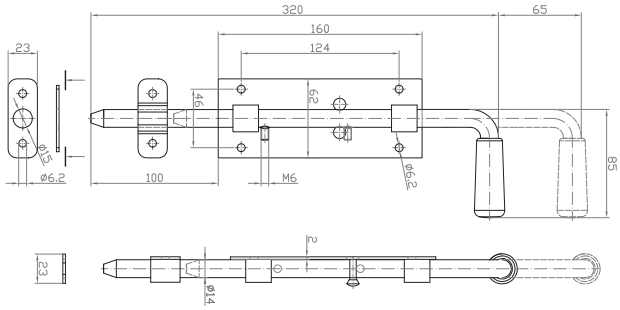

Rygiel
Latch | Riegel

	L	ø	
64.061	320	14	malowany painted | gemalt

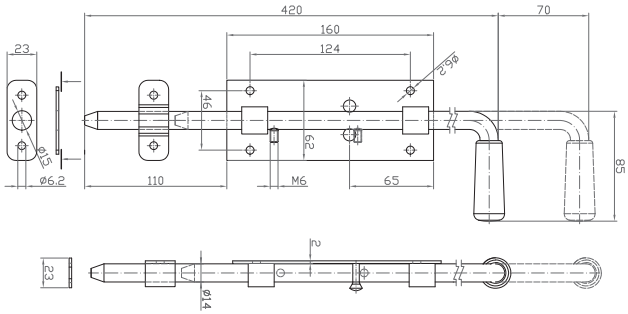

Rygiel
Latch | Riegel

	L	ø	
64.062	420	14	malowany painted | gemalt

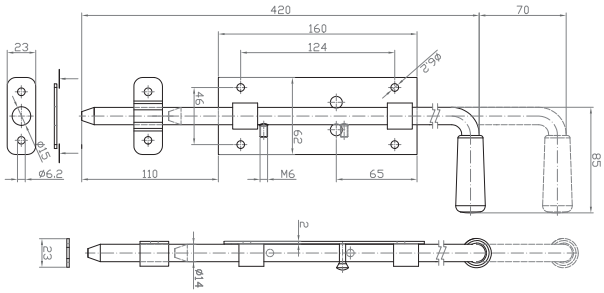

Rygiel wąski
Latch | Riegel

	L	ø	
64.063	420	14	-
64.064	420	ø 14	ocynk galvanized | verzinkt

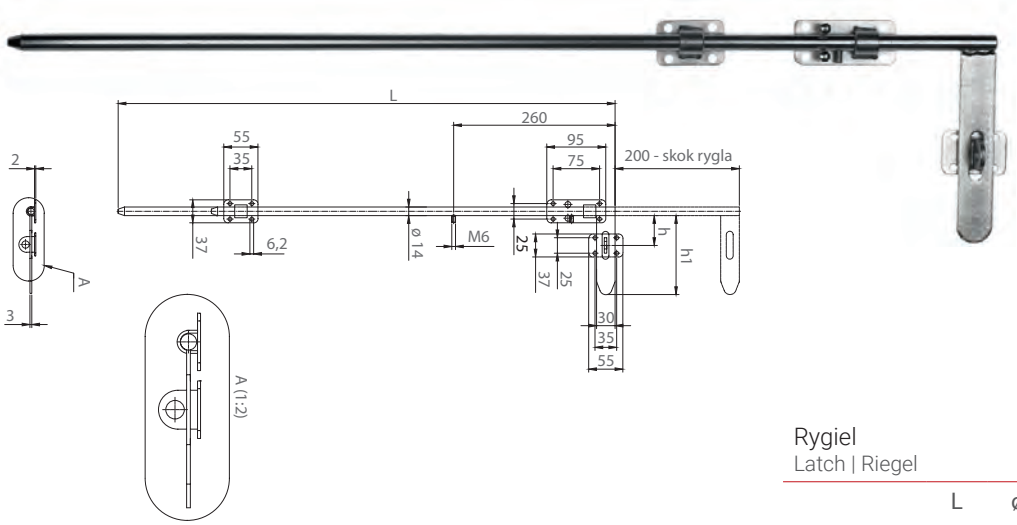

Rygiel
Latch | Riegel

	L	ø	h	h1	
64.065	800	14	48	127	ocynk galvanized | verzinkt
64.065.01	800	14	83	162	ocynk galvanized | verzinkt

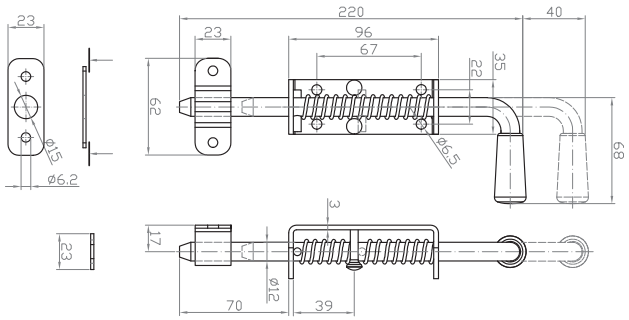

Rygiel ze sprężyną
Latch with spring | Riegel mit Feder

	L	ø	
64.066	220	12	ocynk galvanized | verzinkt

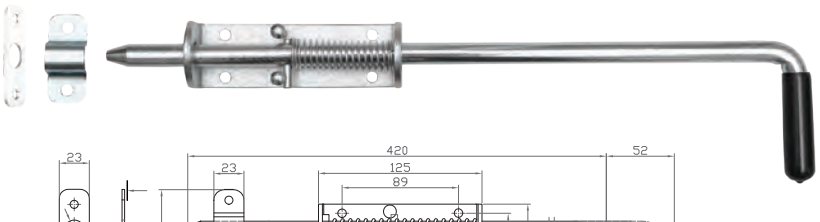

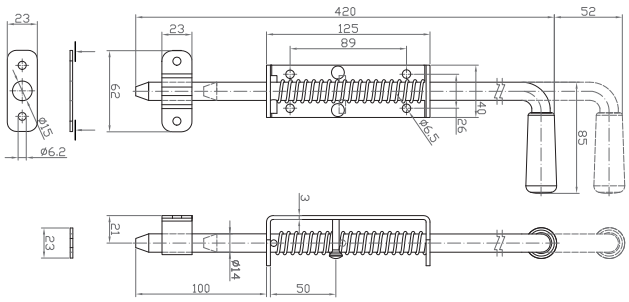

Rygiel ze sprężyną
Latch with spring | Riegel mit Feder

	L	ø	
64.067	420	14	ocynk galvanized | verzinkt

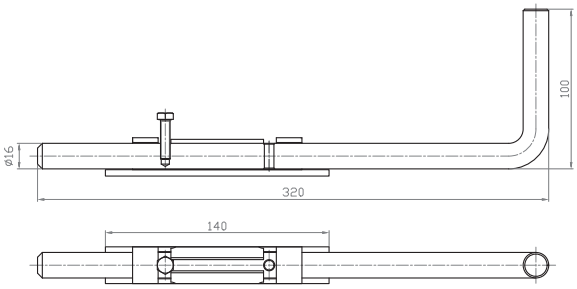

Zasuwa
Latch | Riegel

	L	ø	
64.069	320	16	ocynk galvanized | verzinkt

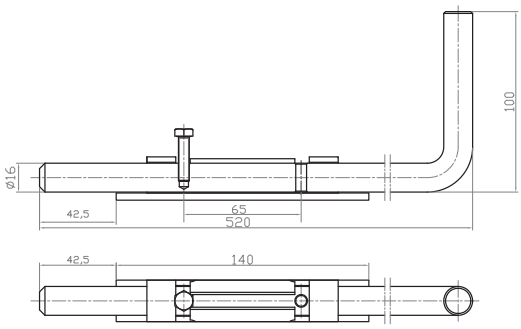

Zasuwa
Latch | Riegel

	L	ø	
64.070	520	16	ocynk galvanized | verzinkt

Zasuwa sprężynowa
Latch with spring | Riegel mit Feder

	L	ø	
64.071	210	14	malowana painted | gemalt

Zasuwa sprężynowa
Latch with spring | Riegel mit Feder

	L	ø	
64.072	310	14	malowana painted | gemalt



Zasuwa sprężynowa
Latch with spring | Riegel mit Feder

	L	ø	
64.073	400	10	ocynk galvanized | verzinkt



Zasuwa drzwi odgięta
Door latch bent | Türverriegelung verbogen

	L	
64.080	100	ocynk galvanized | verzinkt
64.081	130	ocynk galvanized | verzinkt



Zasuwa drzwi prosta
Door latch straight | Türverriegelung gerade

	L	
64.082	100	ocynk galvanized | verzinkt
64.083	130	ocynk galvanized | verzinkt

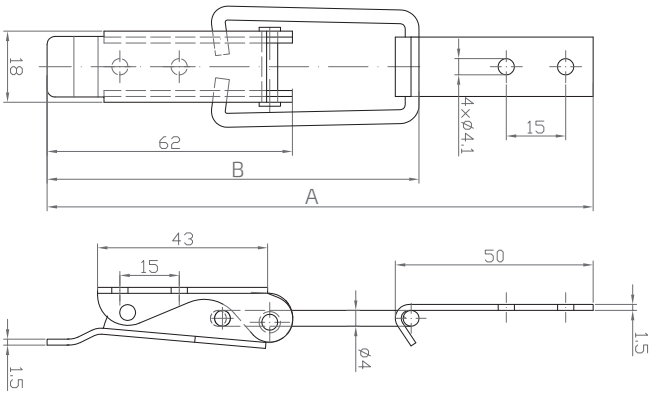

Zamknięcie skrzyniowe - wrzeciądz
Box lock | Kappenschloss für Case Box

	A	B
64.091	127	83
64.092	138	94

Cyfra„0"
Digit | Ziffer

	H		
64.120	180	plastik plastics | Kunststoff	BRĄZOWA brown | braun
64.130	180	plastik plastics | Kunststoff	CZARNA black | schwarz
64.140	190	aluminium aluminum | Alu	ZŁOTY brąz golden brown | Goldbronze
64.150	190	aluminium aluminum | Alu	GRAFITOWA graphite | Graphit

Cyfra „1"
Digit | Ziffer

	H		
64.121	180	plastik plastics | Kunststoff	BRĄZOWA brown | braun
64.131	180	plastik plastics | Kunststoff	CZARNA black | schwarz
64.141	190	aluminium aluminum | Alu	ZŁOTY BRĄZ golden brown | Goldbronze
64.151	190	aluminium aluminum | Alu	GRAFITOWA graphite | Graphit

Cyfra „2"
Digit | Ziffer

	H		
64.122	180	plastik plastics | Kunststoff	BRĄZOWA brown | braun
64.132	180	plastik plastics | Kunststoff	CZARNA black | schwarz
64.142	190	aluminium aluminum | Alu	ZŁOTY BRĄZ golden brown | Goldbronze
64.152	190	aluminium aluminum | Alu	GRAFITOWA graphite | Graphit

Cyfra„3"
Digit | Ziffer

	H		
64.123	180	plastik plastics | Kunststoff	BRĄZOWA brown | braun
64.133	180	plastik plastics | Kunststoff	CZARNA black | schwarz
64.143	190	aluminium aluminum | Alu	ZŁOTY BRĄZ golden brown | Goldbronze
64.153	190	aluminium aluminum | Alu	GRAFITOWA graphite | Graphit

Cyfra„4"
Digit | Ziffer

	H		
64.124	180	plastik plastics | Kunststoff	BRĄZOWA brown | braun
64.134	180	plastik plastics | Kunststoff	CZARNA black | schwarz
64.144	190	aluminium aluminum | Alu	ZŁOTY BRĄZ golden brown | Goldbronze
64.154	190	aluminium aluminum | Alu	GRAFITOWA graphite | Graphit

Cyfra„5"
Digit | Ziffer

	H		
64.125	180	plastik plastics | Kunststoff	BRĄZOWA brown | braun
64.135	180	plastik plastics | Kunststoff	CZARNA black | schwarz
64.145	190	aluminium aluminum | Alu	ZŁOTY BRĄZ golden brown | Goldbronze
64.155	190	aluminium aluminum | Alu	GRAFITOWA graphite | Graphit

Cyfra„6"
Digit | Ziffer

	H		
64.126	180	plastik plastics | Kunststoff	BRĄZOWA brown | braun
64.136	180	plastik plastics | Kunststoff	CZARNA black | schwarz
64.146	190	aluminium aluminum | Alu	ZŁOTY BRĄZ golden brown | Goldbronze
64.156	190	aluminium aluminum | Alu	GRAFITOWA graphite | Graphit

Cyfra„7"
Digit | Ziffer

	H		
64.127	180	plastik plastics | Kunststoff	BRĄZOWA brown | braun
64.137	180	plastik plastics | Kunststoff	CZARNA black | schwarz
64.147	190	aluminium aluminum | Alu	ZŁOTY BRĄZ golden brown | Goldbronze
64.157	190	aluminium aluminum | Alu	GRAFITOWA graphite | Graphit

Cyfra „8"
Digit | Ziffer

	H		
64.128	180	plastik plastics | Kunststoff	BRĄZOWA brown | braun
64.138	180	plastik plastics | Kunststoff	CZARNA black | schwarz
64.148	190	aluminium aluminum | Alu,	ZŁOTY BRĄZ golden brown | Goldbronze
64.158	190	aluminium aluminum | Alu	GRAFITOWA graphite | Graphit

Cyfra „9"
Digit | Ziffer

	H		
64.129	180	plastik plastics | Kunststoff	BRĄZOWA brown | braun
64.139	180	plastik plastics | Kunststoff	CZARNA black | schwarz

Litera „A"
Letter | Schreiben

	H		
64.12A	90	plastik plastics | Kunststoff	BRĄZOWA brown | braun
64.13A	90	plastik plastics | Kunststoff	CZARNA black | schwarz
64.14A	105	aluminium aluminum | Alu	ZŁOTY BRĄZ golden brown | Goldbronze
64.15A	105	aluminium aluminum | Alu	GRAFITOWA graphite | Graphit

Litera „B"
Letter | Schreiben

	H		
64.12B	90	plastik plastics | Kunststoff	BRĄZOWA brown | braun
64.13B	90	plastik plastics | Kunststoff	CZARNA black | schwarz
64.14B	105	aluminium aluminum | Alu,	ZŁOTY BRĄZ golden brown | Goldbronze
64.15B	105	aluminium aluminum | Alu,	GRAFITOWA graphite | Graphit

Litera „C"
Letter | Schreiben

	H		
64.12C	90	plastik plastics | Kunststoff	BRĄZOWA brown | braun
64.13C	90	plastik plastics | Kunststoff	CZARNA black | schwarz
64.15C	105	aluminium aluminum | Alu	GRAFITOWA graphite | Graphit

Litera „D"
Letter | Schreiben

	H		
64.12D	90	plastik plastics | Kunststoff	BRĄZOWA brown | braun
64.13D	90	plastik plastics | Kunststoff	CZARNA black | schwarz

UCHWYTY FLAG
Flag holders | Flaggenhalter

Uchwyt do flagi
Flag holder | Fahnenhalter

	L	H	
64.501	130	108	malowany painted | gemalt

Uchwyt do flagi
Flag holder | Fahnenhalter

	L	H	
64.502	130	108	malowany painted | gemalt

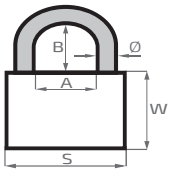

Kłódka żeliwna
Cast iron padlock | Gusseisen Vorhängeschloss

	S	W	ø	A	B	
64.400	37	32	5	20	22	SZARA gray | grau
64.401	48	39	7	26	28	SZARA gray | grau
64.402	60	49	8	32	31	SZARA gray | grau
64.403	74	56	9	44	43	SZARA gray | grau
64.404	36	32	5	21	22	ZŁOTA gold| gold
64.405	48	40	7	26	26	ZŁOTA gold| gold
64.406	60	49	8	33	34	ZŁOTA gold| gold

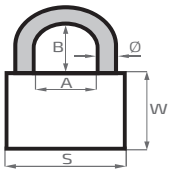

Kłódka mosiężna pałąkowa
Brass padlock | Langbügel-Vorhängeschloss aus Messing

	S	W	ø	A	B	
64.407	38	32	6	20	59	ZŁOTA gold| gold
64.408	50	40	8	26	66	ZŁOTA gold| gold

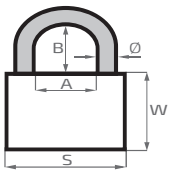

Kłódka wodoodporna PCV
Waterproof PCV padlock | PVC-ummantelter Vorhängeschloss

	S	W	ø	A	B	
64.409	45	40	7	19	28	NIEBIESKA blue| blau
64.410	55	44	10	22	35	NIEBIESKA blue| blau
64.423	60	45	11	22,5	59	NIEBIESKA blue| blau

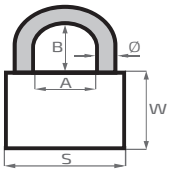

Kłódka mosiężna szyfrowa
Brass padlock | Zahlen-Vorhängeschloss

	S	W	ø	A	B	
64.411	27	40	5	13	28	ZŁOTA gold| gold
64.412	37	50	6,5	19	34	ZŁOTA gold| gold

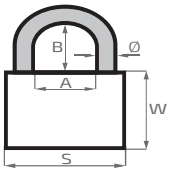

Kłódka aluminiowa szyfrowa
Aluminum combination padlock | Zahlen-Vorhängeschloss aus Aluminium

	S	W	ø	A	B	
64.413	21	30	3	9	22	ZIELONA green | grün
64.414	28	42	5	12	27	NIEBIESKA blue | blau

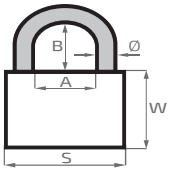

Kłódka szyfrowa, znal
Combination padlock | Zahlen-Vorhängeschloss aus Zamak

	S	W	ø	A	B	
64.415	33	33	3,5	16	16	CZARNA black | schwarz
64.416	43	41	6	19	18	CZARNA black | schwarz

Skrzynka natynkowa
Surface-mounted letter box | Aufputzmontage Briefkasten

A4

	H	L	D		
65.200	410	225	90	aluminium, stal aluminium, steel | Alu, Stahl	CZARNO-GRAFITOWA black-graphite | schwarz-graphit
65.202	410	225	90	aluminium, stal aluminium, steel | Alu, Stahl	MIEDZIANA copper | Kupfer
65.203	410	225	90	aluminium, stal aluminium, steel | Alu, Stahl	GRAFITOWA graphite | Graphit

Skrzynka natynkowa
Surface-mounted letter box | Aufputzmontage Briefkasten

A4

	H	L	D		
65.210	350	180	385	aluminium aluminum | Alu	CZARNA black | schwarz
65.211	350	180	385	aluminium aluminum | Alu	MIEDZIANA copper | Kupfer

Skrzynka natynkowa
Surface-mounted letter box | Aufputzmontage Briefkasten

A4

	H	L	D		
65.212	370	110	375	stal steel | Stahl	CZARNA black | Schwarz

Skrzynka wielofunkcyjna
Multifunction mailbox | Multifunktions-Briefkasten

A4

	H	L	D		
65.213	410	131	403	stal steel | Stahl	SREBRNA silver | Silber

Skrzynka natynkowa
Surface-mounted letter box | Aufputzmontage Briefkasten

A4

	H	L	D		
65.250	370	360	135	stal steel | Stahl	CZARNA black | schwarz

Skrzynka natynkowa
Surface-mounted letter box | Aufputzmontage Briefkasten

A4

	H	L	D		
65.257.01	321	216	90	stal steel | Stahl	CZARNA black | schwarz

Skrzynka natynkowa
Surface-mounted letter box | Aufputzmontage Briefkasten

A4

	H	L	D		
65.259	400	275	135	stal steel | Stahl	CZARNA black | schwarz

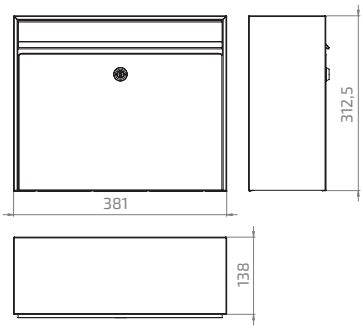

Skrzynka natynkowa
Surface-mounted letter box | Aufputzmontage Briefkasten

C4

65.300	312,5 × 381 × 138	stal ocynkowana galvanized steel | verzinkter Stahl	CZARNA black | schwarz
65.301	312,5 × 381 × 138	stal ocynkowana galvanized steel | verzinkter Stahl	do samodzielnego malowania for painting | für die Malerei

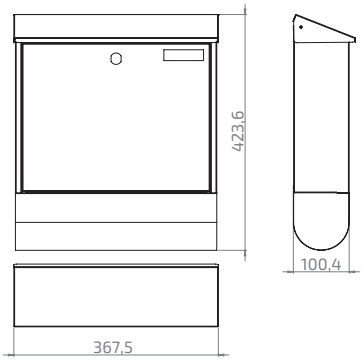

C4

Skrzynka pocztowa natynkowa z gazetnikiem rubin 250
Surface mounted mailbox with rubin newspaper tube 250 | Aufputzmontage Briefkasten mit Zeitungsfach

65.302	423,6 × 367,5 × 100,4	Stal nierdzewna INOX Stainless steel INOX | Rostfreier Stahl INOX	SREBRNA silver | Silber
65.303	423,6 × 367,5 × 100,4	stal ocynkowana galvanized steel | verzinkter Stahl	CZARNA black | schwarz

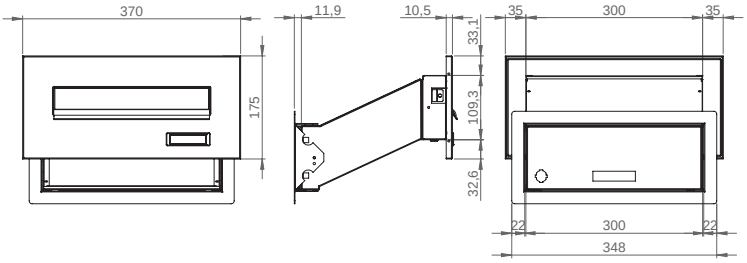

Skrzynka przelotowa z szufladą

Through-the-wall mailbox with an extra shelf | Mauerdurchwurf Briefkasten ausziehbar

C4

	wymiary panelu frontowego Front panel dimensions | Abmessungen der Frontplatte		
65.306	175 × 370	Stal nierdzewna INOX Stainless steel INOX | Rostfreier Stahl INOX	SREBRNA silver | Silber
65.307	175 × 370	stal ocynkowana galvanized steel | verzinkter Stahl	ANTRACYT anthracite | Anthrazit

Skrzynka przelotowa z szufladą i miejscem na domofon

Through-the-wall mailbox with an extra shelf and intercome space | Mauerdurchwurf Briefkasten ausziehbar mit Gegensprechanlange

C4

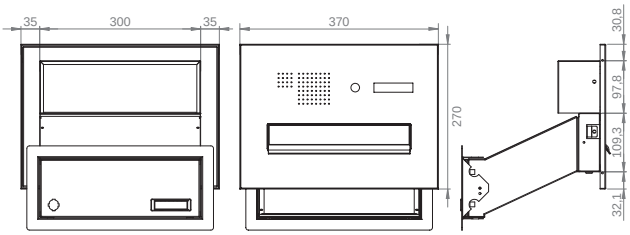

	wymiary panelu frontowego Front panel dimensions | Abmessungen der Frontplatte		
65.308	270 × 370	stal nierdzewna/ stal ocynkowana ogniowo stainless steel/hot-dip galvanised steel | rostfreier Stahl/feuerverzinkter Stahl	SREBRNA silver | Silber
65.309	270 × 370	stal ocynkowana galvanized steel | verzinkter Stahl	ANTRACYT anthracite | Anthrazit

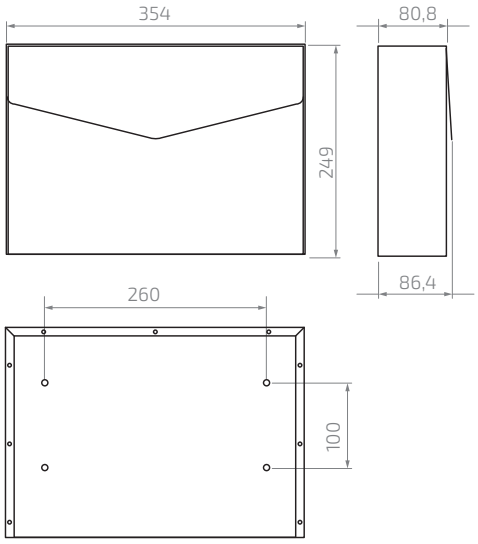

Skrzynka natynkowa
Surface-mounted letter box | Aufputzmontage Briefkasten

C4

65.304	249 × 354 × 80,8	stal ocynkowana galvanized steel | verzinkter Stahl	BIAŁA PERŁA white pearl| weiße Perle
65.305	249 × 354 × 80,8	Stal nierdzewna INOX Stainless steel INOX | Rostfreier Stahl INOX	SREBRNA silver | Silber
65.355	249 × 354 × 80,8	stal ocynkowana galvanized steel | verzinkter Stahl	ANTRACYT anthracite | Anthrazit

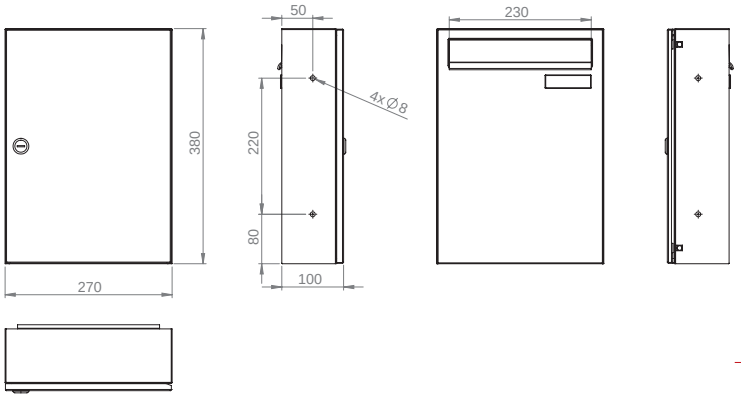

Skrzynka przelotowa
Through-the-wall mailbox | Mauerdurchwurf Briefkasten

C4

65.310	380 × 270 × 100	stal ocynkowana galvanized steel | verzinkter Stahl	do samodzielnego malowania for painting | für die Malerei

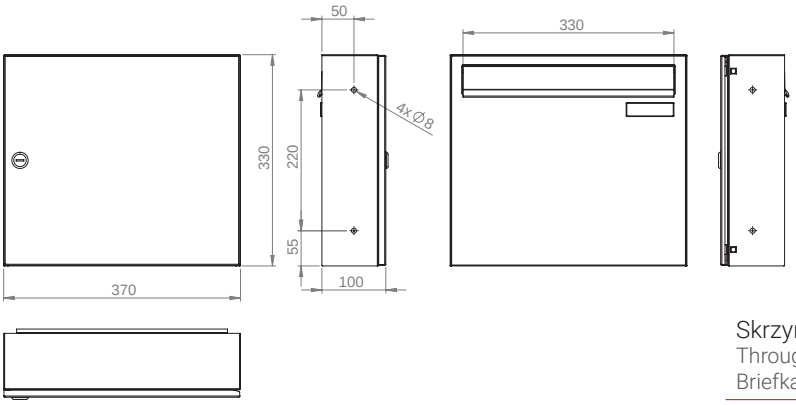

Skrzynka przelotowa
Through-the-wall mailbox | Mauerdurchwurf Briefkasten

C4

65.311	330 × 370 × 100	stal ocynkowana galvanized steel | verzinkter Stahl	Do samodzielnego malowania For self-colouring | Für die Selbstbemalung

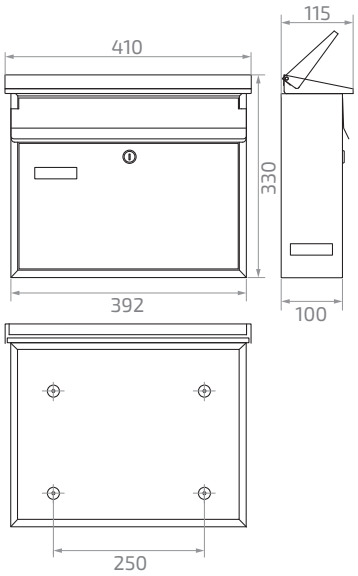

Skrzynka natynkowa
Surface-mounted letter box | Aufputzmontage Briefkasten

B4

65.312	330 × 410 × 100	stal ocynkowana elektrolitycznie electrogalvanised steel | galvanisch verzinkter Stahl	CZARNA black | schwarz
65.313	330 × 410 × 100	stal ocynkowana elektrolitycznie electrogalvanised steel | galvanisch verzinkter Stahl	GRAFITOWA graphite | Graphit
65.314	330 × 410 × 100	stal ocynkowana elektrolitycznie electrogalvanised steel | galvanisch verzinkter Stahl	SREBRO ANTYCZNE silver antique | Silber antik
65.315	330 × 410 × 100	stal ocynkowana elektrolitycznie electrogalvanised steel | galvanisch verzinkter Stahl	Do samodzielnego malowania For self-colouring | Für die Selbstbemalung

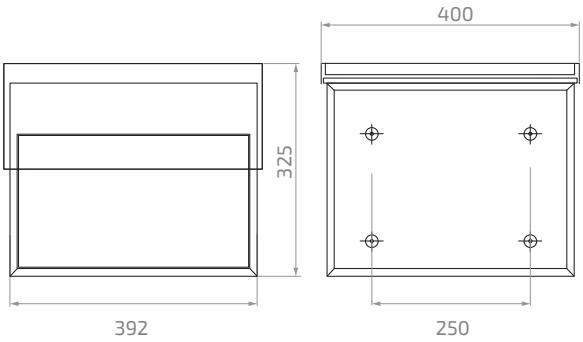

Skrzynka natynkowa
Surface-mounted letter box | Aufputzmontage Briefkasten

C4

		materiał material | material	
65.316	325 × 400 × 102	stal ocynkowana elektrolitycznie electrogalvanized steel | galvanisch verzinkter Stahl	GRAFITOWA graphite | Graphit
65.317	325 × 400 × 102	stal ocynkowana elektrolitycznie electrogalvanized steel | galvanisch verzinkter Stahl	METALICZNY BRĄZ metallic brown | metallisch braun

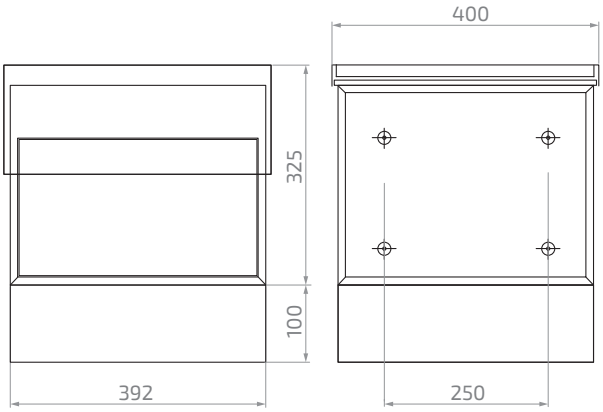

Skrzynka pocztowa natynkowa nowoczesna z rurą na gazety
Surface mounted mailbox modern with newspaper tube | Aufputz-Briefkasten modern mit Zeitungsrohr

C4

		gazetownik newspaper tube | Zeitungsrohr	materiał material | material	
65.318	325 (425) × 400 × 102	✓	stal ocynkowana elektrolitycznie electrogalvanized steel | galvanisch verzinkter Stahl	GRAFITOWA graphite | Graphit
65.319	325 (425) × 400 × 102	✓	stal ocynkowana elektrolitycznie electrogalvanized steel | galvanisch verzinkter Stahl	METALICZNY BRĄZ metallic brown | metallisch braun

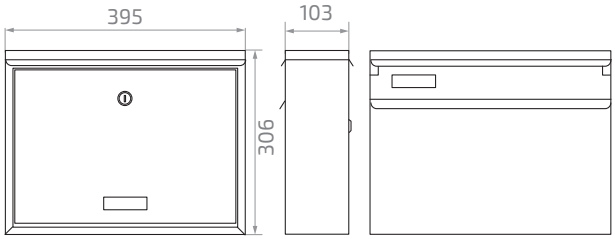

Skrzynka przelotowa
Through-the-wall mailbox | Mauerdurchwurf Briefkasten

C4

		materiał material | material	
65.320	395 × 306 × 103	stal ocynkowana elektrolitycznie electrogalvanized steel | galvanisch verzinkter Stahl	GRAFIT graphite | Graphit
65.321	395 × 306 × 103	stal ocynkowana elektrolitycznie electrogalvanized steel | galvanisch verzinkter Stahl	CZARNA black | schwarz
65.322	395 × 306 × 103	stal ocynkowana elektrolitycznie electrogalvanized steel | galvanisch verzinkter Stahl	MIEDŹ ANTYCZNA antique copper | antikes Kupfer
65.323	395 × 306 × 103	stal ocynkowana elektrolitycznie electrogalvanized steel | galvanisch verzinkter Stahl	do samodzielnego malowania For self-colouring | Für die Selbstbemalung
65.324	395 × 306 × 103	Stal nierdzewna INOX Stainless steel INOX | Rostfreier Stahl INOX	SREBRNA silver | Silber

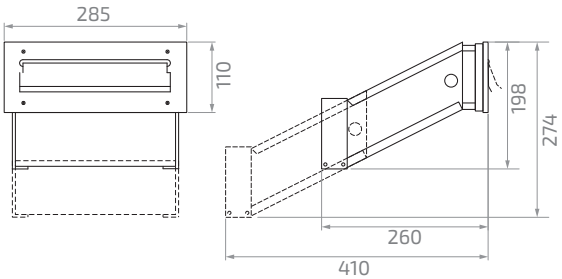

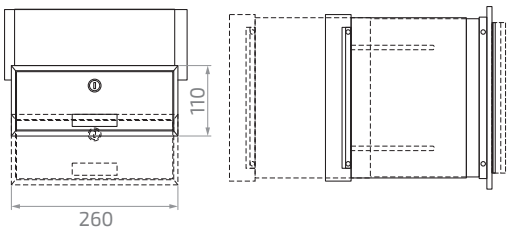

Skrzynka przelotowa z szufladą
Through-the-wall mailbox with an extra shelf | Mauerdurchwurf Briefkasten ausziehbar

C4

	wymiary panelu frontowego Front panel dimensions | Abmessungen der Frontplatte	materiał material | material	
65.325	110 × 285	stal nierdzewna, stal ocynkowana ogniowo stainless steel, hot-dip galvanised steel | rostfreier Stahl, feuerverzinkter Stahl	SREBRNY silver | Silber
65.326	110 × 285	stal nierdzewna, stal ocynkowana Stainless steel, galvanized steel | rostfreier Stahl, verzinkter Stahl	CZARNY black | schwarz
65.327	110 × 285	stal nierdzewna, stal ocynkowana Stainless steel, galvanized steel | rostfreier Stahl, verzinkter Stahl	GRAFIT graphite | Graphit

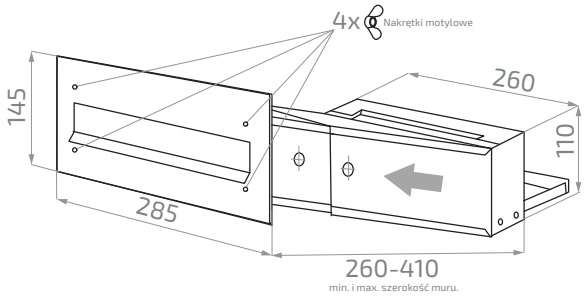

Skrzynka przelotowa z szufladą

Through-the-wall mailbox with an extra shelf | Mauerdurchwurf Briefkasten ausziehbar

C4

	wymiary panelu frontowego Front panel dimensions | Abmessungen der Frontplatte	materiał material | material	
65.328	145 × 285	stal nierdzewna, stal ocynkowana ogniowo stainless steel, hot-dip galvanised steel | rostfreier Stahl, feuerverzinkter Stahl	SREBRNA silver | Silber
65.329	145 × 285	stal nierdzewna, stal ocynkowana Stainless steel, galvanized steel | rostfreier Stahl, verzinkter Stahl	GRAFIT graphite | Graphit
65.330	145 × 285	stal nierdzewna, stal ocynkowana Stainless steel, galvanized steel | rostfreier Stahl, verzinkter Stahl	ANTRACYT anthracite | Anthrazit
65.331	145 × 285	stal nierdzewna, stal ocynkowana Stainless steel, galvanized steel | rostfreier Stahl, verzinkter Stahl	METALICZNY BRĄZ metallic brown | metallisch braun
65.332	145 × 285	stal nierdzewna, stal ocynkowana Stainless steel, galvanized steel | rostfreier Stahl, verzinkter Stahl	CZARNA black | schwarz

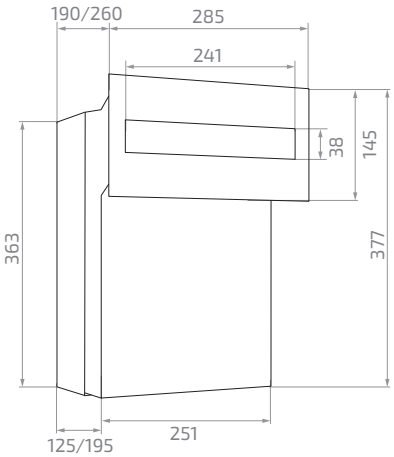

Skrzynka przelotowa z szufladą

Through-the-wall mailbox with an extra shelf | Mauerdurchwurf Briefkasten ausziehbar

C4

	wymiary panelu frontowego Front panel dimensions | Abmessungen der Frontplatte	materiał material | material	
65.333	145 × 285	stal nierdzewna, stal ocynkowana ogniowo stainless steel, hot-dip galvanised steel | rostfreier Stahl, feuerverzinkter Stahl	SREBRNA silver | Silber
65.334	145 × 285	stal nierdzewna, stal ocynkowana Stainless steel, galvanized steel | rostfreier Stahl, verzinkter Stahl	GRAFIT graphite | Graphit
65.335	145 × 285	stal nierdzewna, stal ocynkowana Stainless steel, galvanized steel | rostfreier Stahl, verzinkter Stahl	ANTRACYT anthracite | Anthrazit
65.336	145 × 285	stal nierdzewna, stal ocynkowana Stainless steel, galvanized steel | rostfreier Stahl, verzinkter Stahl	METALICZNY BRĄZ metallic brown | metallisch braun
65.337	145 × 285	stal nierdzewna, stal ocynkowana Stainless steel, galvanized steel | rostfreier Stahl, verzinkter Stahl	CZARNA black | schwarz

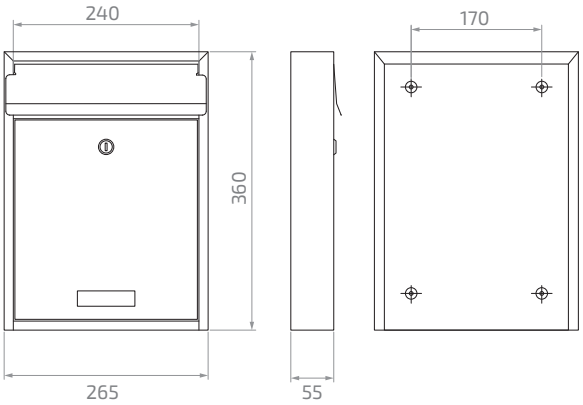

Skrzynka natynkowa
Surface-mounted letter box | Aufputzmontage Briefkasten

C4

		materiał material | material	
65.338	360 × 265 × 55	Stal nierdzewna INOX Stainless steel INOX | Rostfreier Stahl INOX	SREBRNA silver | Silber
65.339	360 × 265 × 55	stal ocynkowana galvanized steel | verzinkter Stahl	GRAFIT graphite | Graphit
65.340	360 × 265 × 55	stal ocynkowana galvanized steel | verzinkter Stahl	CZARNA black | schwarz
65.341	360 × 265 × 55	stal ocynkowana galvanized steel | verzinkter Stahl	MIEDŹ ANTYCZNA antique copper | antikes Kupfer
65.342	360 × 265 × 55	stal ocynkowana galvanized steel | verzinkter Stahl	SREBRO ANTYCZNE antique silver | antikes Silber

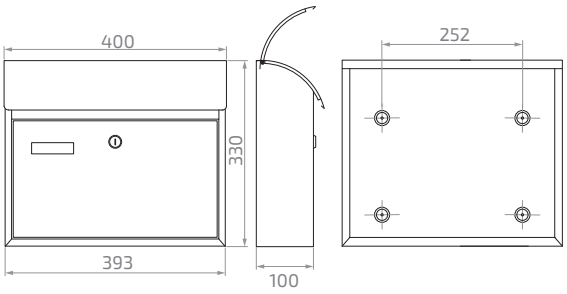

Skrzynka natynkowa
Surface-mounted letter box | Aufputzmontage Briefkasten

B4

		materiał material | material	
65.343	400 × 330 × 100	stal ocynkowana elektrolitycznie electrogalvanized steel | galvanisch verzinkter Stahl	CZARNA black | schwarz
65.344	400 × 330 × 100	stal ocynkowana elektrolitycznie electrogalvanized steel | galvanisch verzinkter Stahl	SREBRNA silver | Silber
65.345	400 × 330 × 100	stal ocynkowana elektrolitycznie electrogalvanized steel | galvanisch verzinkter Stahl	Do samodzielnego malowania For self-colouring | Für die Selbstbemalung

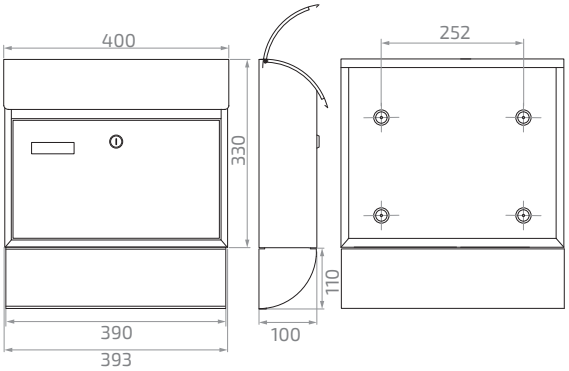

Skrzynka natynkowa z rurą na gazety

Surface-mounted letter box with newsletter drop slot | Aufputzmontage Briefkasten mit Zeitungsfach

B4

		gazetownik newspaper tube | Zeitungsrohr	materiał material | material	
65.346	400 × 330 (440) × 100	✓	stal ocynkowana elektrolitycznie electrogalvanised steel | galvanized steel	CZARNA black | schwarz
65.347	400 × 330 (440) × 100	✓	stal ocynkowana elektrolitycznie electrogalvanised steel | galvanized steel	SREBRNA silver | Silber
65.348	400 × 330 (440) × 100	✓	stal ocynkowana elektrolitycznie electrogalvanised steel | galvanized steel	Do samodzielnego malowania For self-colouring | Für die Selbstbemalung

Maskownica nierdzewna na tył skrzynki

Mailbox stainless steel back cover | Edelstahl Abschlussrahmen

	do skrzynek to mailboxes| zu den Mailboxen	materiał material | material	
65.350	65.325 65.326 65.327	Stal nierdzewna INOX Stainless steel INOX | Rostfreier Stahl INOX	SREBRNA silver | Silber



Maskownica nierdzewna na tył skrzynki

Mailbox stainless steel back cover | Edelstahl Abschlussrahmen

	do skrzynek to mailboxes| zu den Mailboxen	materiał material | material	
65.351	65.333 65.334 65.335 65.336 65.337	Stal nierdzewna INOX Stainless steel INOX | Rostfreier Stahl INOX	SREBRNA silver | Silber



Uchwyt mocujący
Fixing bracket | Montageleiste

		materiał material | material	
65.352	250 × 35	metal z powłoką malowaną proszkowo metal with powder coating | Metall mit Pulverbeschichtung	CZARNY black | schwarz
65.353	325 × 35	metal z powłoką malowaną proszkowo metal with powder coating | Metall mit Pulverbeschichtung	CZARNY black | schwarz

Skrzynka natynkowa
Surface-mounted letter box | Aufputzmontage Briefkasten

B4

		materiał material | material	
65.354	330 × 260 × 100	stal ocynkowana galvanized steel | verzinkter Stahl	CZARNY black | schwarz

RAL 9006 | RAL 8002 | RAL 7016

RAL 1001 | RAL 1015 | RAL 7035

Skrzynka lokatorska
Appartment building mailbox | Briefkastenanlage

C4

		liczba skrytek number of post boxes | Anzahl der Briefkästen	materiał material | material	
65.600	380 × 250 × 118	1	stal ocynkowana galvanized steel | verzinkter Stahl	należy wybrać kolor RAL spośród dostępnych choose available RAL | Verfügbare RAL wählen
65.601	380 × 250 × 219,5	2		
65.602	380 × 250 × 321	3		
65.603	380 × 250 × 428	4		
65.604	380 × 250 × 524,3	5		
65.605	380 × 250 × 626	6		
65.606	380 × 250 × 727,5	7		
65.607	380 × 250 × 829	8		

Skrzynka lokatorska
Appartment building mailbox | Briefkastenanlage

C4

		liczba skrytek number of post boxes | Anzahl der Briefkästen	materiał material | material	
65.608	381,2 × 250,5 × 117,9	1	Stal nierdzewna INOX, stal ocynkowana Stainless steel INOX, galvanized steel | Rostfreier Stahl INOX, verzinkter Stahl	SREBRNA silver | Silber
65.609	381,2 × 250,5 × 219,5	2		
65.610	381,2 × 250,5 × 321,1	3		
65.611	381,2 × 250,5 × 422,7	4		
65.612	381,2 × 250,5 × 524,3	5		
65.613	381,2 × 250,5 × 625,9	6		
65.614	381,2 × 250,5 × 727,5	7		
65.615	381,2 × 250,5 × 829,1	8		

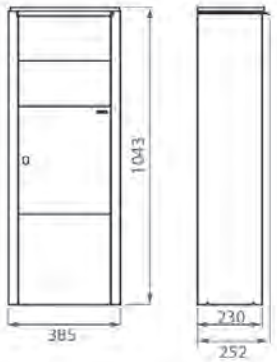

Skrzynka pocztowa z paczkomatem Hazel – ANTRACYT
Parcel box Hazel – anthracite | Paketbriefkästen Hazel – anthrazit

		pojemność paczek i listów parcel and letter capacity | Kapazität für Pakete und Briefe [l]	wrzut na paczki parcel slot| Paketschlitz [mm]
65.500	385 × 230 × 1043	62	38 × 320

Skrzynka pocztowa z paczkomatem Birch – CZARNA
Parcel box Birch – black | Paketbriefkästen Birch – schwarz

		pojemność paczek i listów parcel and letter capacity | Kapazität für Pakete und Briefe [l]	wrzut na paczki parcel slot | Paketschlitz [mm]
65.501	385 × 230 × 990	48	110 × 325

Skrzynka pocztowa z paczkomatem Oak – CZARNA
Parcel box Oak – black | Paketbriefkästen Oak – schwarz

		pojemność paczek i listów parcel and letter capacity | Kapazität für Pakete und Briefe [l]	wrzut na paczki parcel slot | Paketschlitz [mm]
65.502	343 × 421 × 1010	45	175 × 328

Zestaw do montażu skrzynek z paczkomatem Renz Easy Mounting
Easy mounting installation kit for parcelboxex Renz | Einfacher Einbausatz für Parcelboxex Renz

		pręty uziemiające earthing rods | Erdungsstangen
65.550	400 × 60	500 × 20

LOCINOX
Let's make it better together

SAMOZAMYKACZE NA ZEWNĄTRZ

ZAPROJEKTOWANY NA ZEWNĄTRZ

ZAPROJEKTOWANE DO DŁUGOTRWAŁEGO UŻYTKU NA ZEWNĄTRZ

VERTICLOSE-2

Mocny i wszechstronny hydrauliczny samozamykacz do zawiasów 90° i 180°

- Samozamykacz z regulowaną prędkością zamykania i domykiem
- Zestaw szyn w zestawie do furtek 90° i 180°
- Odporna na zarysowania i na korozję aluminiowa obudowa anodowana
- Estetyczna i kompaktowa konstrukcja
- Wstępnie naprężony ułatwia instalację
- Siła zamykania również przy pełnym kącie otwarcia 180°
- Solidnie przykręcony dzięki śrubom Quick-Fix

1500 MM | 150 KG | 3 YEAR WARRANTY | 500 K CYCLES

LION

Kompaktowy i wszechstronny samozamykacz do każdej sytuacji montażowej

1100 mm • 75 kg

TIGER

Zintegrowany zawias samozamykający

1100 mm • 75 kg

MAMMOTH

Stylowy samozamykacz do ciężkich furtek

1500 mm • 150 kg

SAMOZAMYKACZ DO KAŻDEJ FURTKI

Odkryj wszystkie nasze samozamykacze na stronie:
LOCINOX.COM

ŁATWA INSTALACJA. ODKRYJ NASZE FILMY INSTALACYJNE

Specyfikacje, rysunki, referencje, filmy i inne dostępne na stronie
WWW.LOCINOX.COM

Lampa ocynkowana z wieszakiem
Galvanized lamp with hanger | Verzinkte Lampe mit Aufhänger

	H	L	D	
66.003.01	670	310	420	ocynk galvanized | verzinkt

Lampa ocynkowana bez wieszaka
Galvanized lamp without hanger | Verzinkte Lampe ohne Aufhänger

	H	L	
66.004.01	400	300	ocynk galvanized | verzinkt

Lampa ocynkowana naścienna
Galvanized wall lamp | Verzinkte Wandlampe

	H	L	
66.006.01	380	290	ocynk galvanized | verzinkt

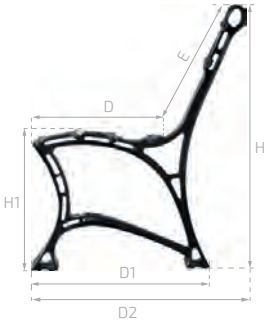

Noga aluminiowa ławki, królewska bez podłokietnika
Aluminium bench leg, royal without armrest | Aluminium-Bankfuß, Royal ohne Armlehne

	H	H1	D	D1	D2	E
66.050	750	400	350	510	570	390

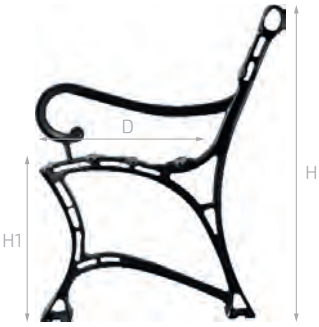

Noga aluminiowa ławki, królewska z podłokietnikiem
Aluminium bench leg, royal with armrest | Aluminium-Bankfuß, Royal mit Armlehne

	H	H1	D
66.051	750	400	390

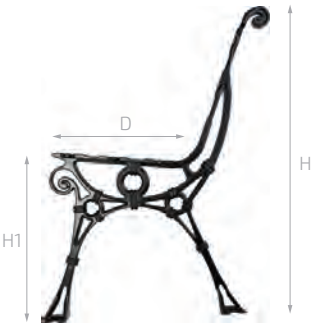

Noga aluminiowa ławki retro bez podłokietnika
Aluminum leg of retro bench without armrest | Aluminium Bein der Retro-Bank ohne Armlehne

	H	H1	D
66.052	730	405	290

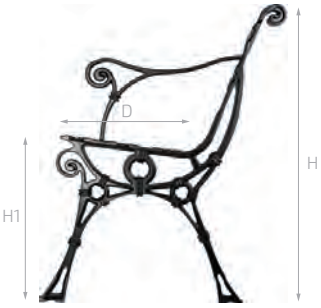

Noga aluminiowa ławki retro z podłokietnikiem
Aluminum leg of retro bench with armrest | Aluminium Bein der Retro-Bank mit Armlehne

	H	H1	D
66.053	730	405	290

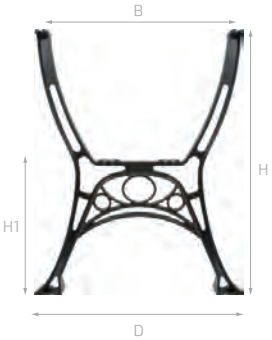

Noga aluminiowa do stołu
Aluminum table leg | Tischbein aus Aluminium

	H	H1	D	B
66.060	690	370	580	500

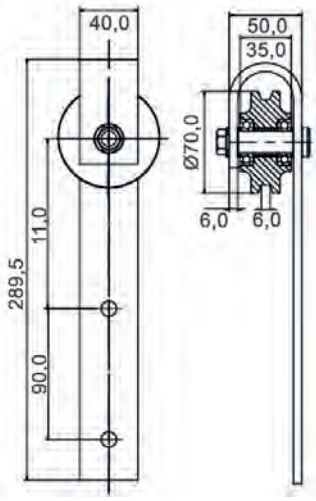

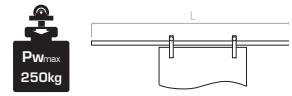

System drzwi przesuwnych typu Barn Door – klasyczne
Barn Door sliding door system – classic | Barn Door Schiebetürsystem – klassisch

	L
76.001	2000

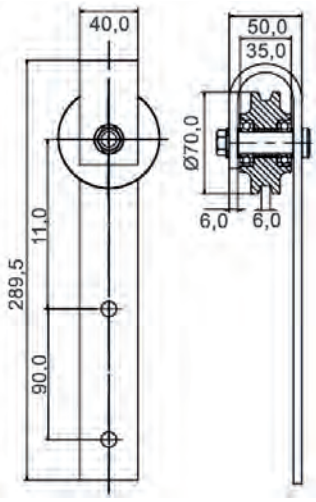

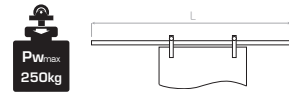

System drzwi przesuwnych typu Barn Door – klasyczne, białe
Barn Door sliding door system – classic, white | Barn Door Schiebetürsystem – klassisch, weiß

	L
76.001.W	2000

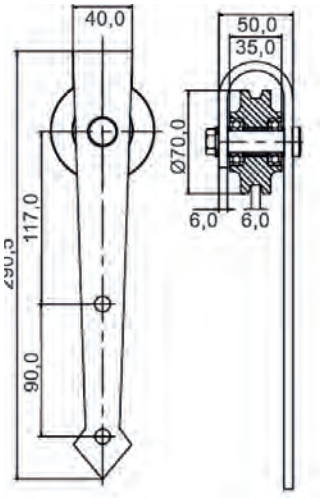

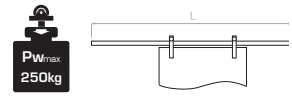

System drzwi przesuwnych typu Barn Door – strzała
Barn Door sliding door system – arrow | Barn Door Schiebetürsystem – Pfeil

	L
76.002	2000

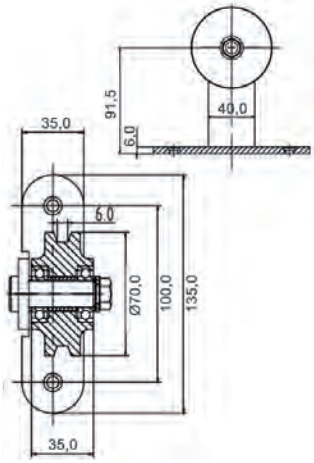

System drzwi przesuwnych typu Barn Door – górne
Barn Door sliding door system – top | Barn Door Schiebetürsystem – oben

	L
76.003	2000

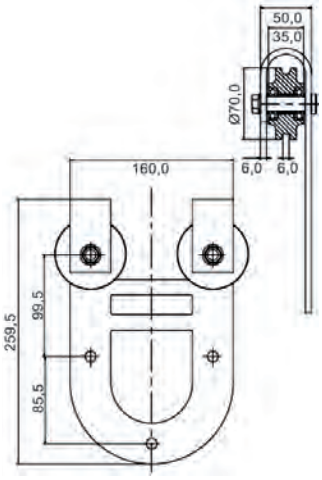



System drzwi przesuwnych typu Barn Door – podkowa
Barn Door sliding door system – horseshoe | Barn Door Schiebetürsystem – Hufeisenn

	L
76.004	2000

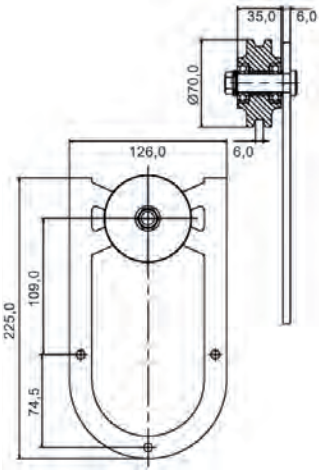



System drzwi przesuwnych typu Barn Door – podkowa II
Barn Door sliding door system – horseshoe II | Barn Door Schiebetürsystem – Hufeisen II

	L
76.005	2000

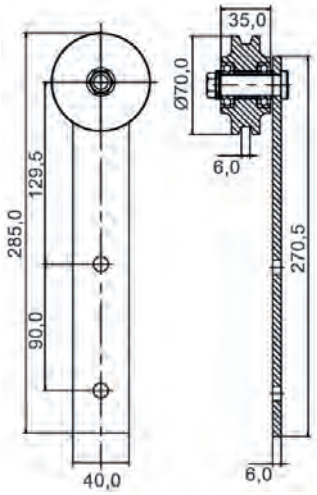



System drzwi przesuwnych typu Barn Door – proste
Barn Door sliding door system – simple | Barn Door Schiebetürsystem – einfach

	L
76.006	2000

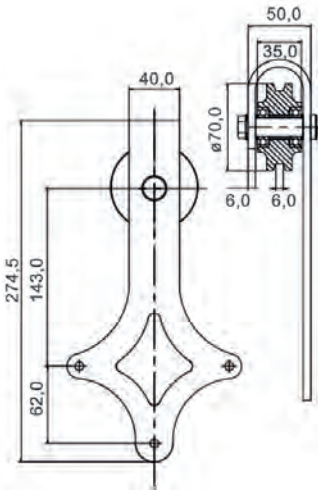



System drzwi przesuwnych typu Barn Door – diament
Barn Door sliding door system – diamond | Barn Door Schiebetürsystem – Diamant

	L
76.007	2000

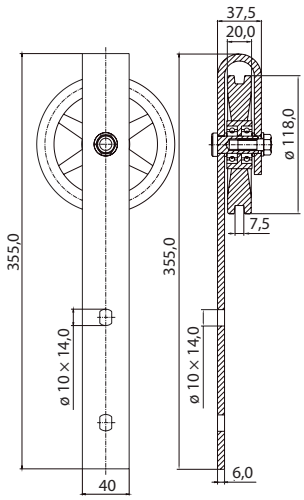



System drzwi przesuwnych typu Barn Door – elegant
Barn Door sliding door system – elegant | Barn Door Schiebetürsystem – elegant

	L
76.008	2000

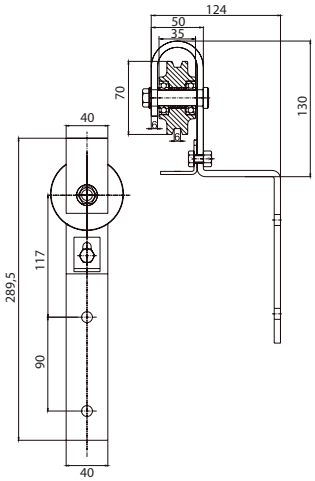



System drzwi przesuwnych typu Barn Door – proste
Barn Door sliding door system – simple | Barn Door Schiebetürsystem – einfach

	L
76.011	2000

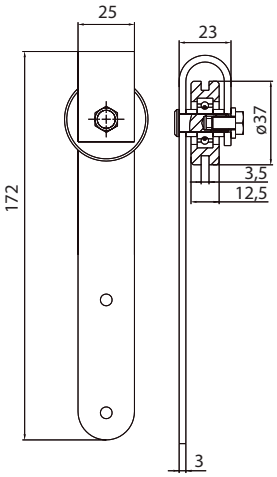

System drzwi przesuwnych typu mini Barn Door – classic
Mini Barn Door sliding door system– classic | Klein Barn Door Schiebetürsystem – klassisch

	L
76.015	910

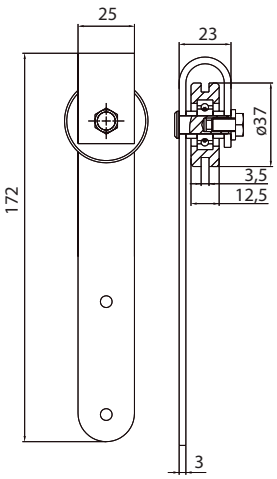



System drzwi przesuwnych typu mini Barn Door – strzała
Mini Barn Door sliding door system – arrow | Klein Barn Door Schiebetürsystem – Pfeil

	L
76.015.01	1250

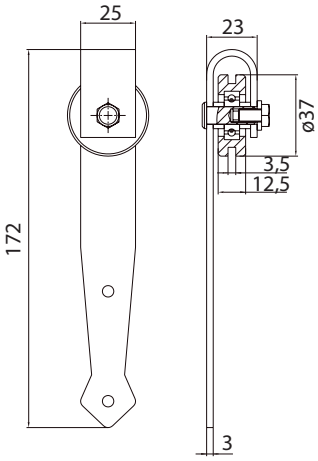

System drzwi przesuwnych typu mini Barn Door – strzała
Mini Barn Door sliding door system – arrow | Klein Barn Door Schiebetürsystem – Pfeil

	L
76.016	910

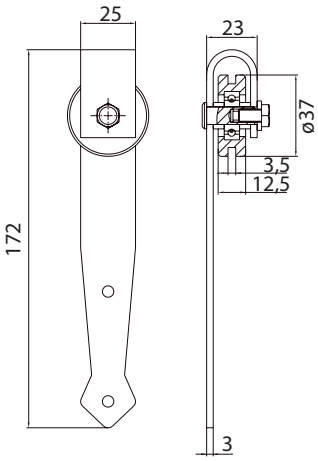



System drzwi przesuwnych typu mini Barn Door – strzała
Mini Barn Door sliding door system – arrow | Klein Barn Door Schiebetürsystem – Pfeil

	L
76.016.01	1250

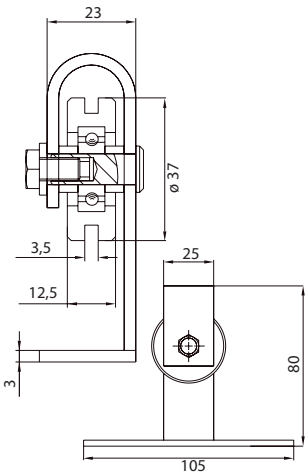



System drzwi przesuwnych typu mini Barn Door – górne
Mini Barn Door sliding door system – top | Klein Barn Door Schiebetürsystem – oben

	L
76.017	910

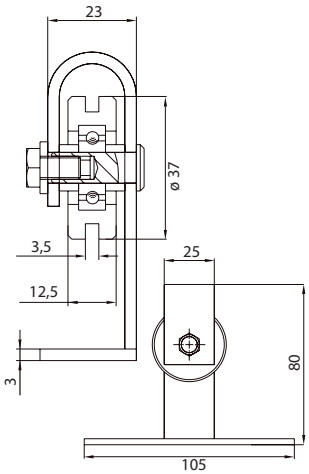



System drzwi przesuwnych typu mini Barn Door – górne
Mini Barn Door sliding door system – top | Klein Barn Door Schiebetürsystem – oben

	L
76.017.01	1250

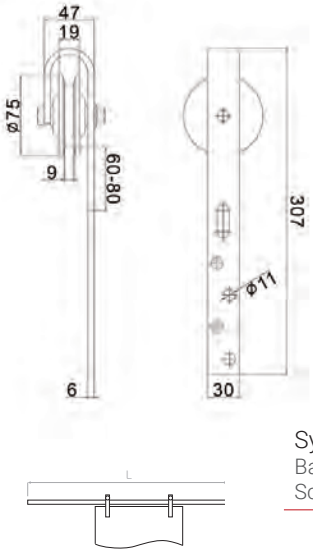



System drzwi przesuwnych typu Barn Door – ocynk, S
Barn Door sliding door system – galvanized, S | Barn Door Schiebetürsystem – verzinkt, S

	L
76.020	1850



System drzwi przesuwnych typu Barn Door – ocynk, M
Barn Door sliding door system – galvanized, M | Barn Door Schiebetürsystem – verzinkt, M

	L
76.021	1850

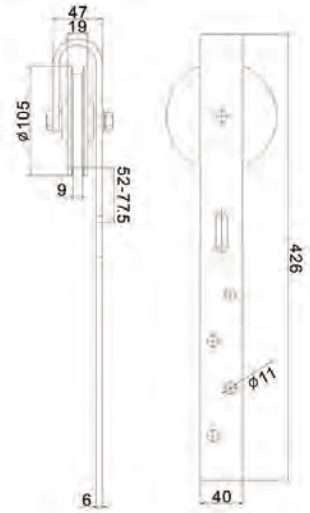

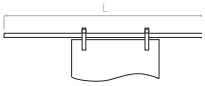

System drzwi przesuwnych typu Barn Door – ocynk, L
Barn Door sliding door system – galvanized, L | Barn Door Schiebetürsystem – verzinkt, L

	L
76.022	1850

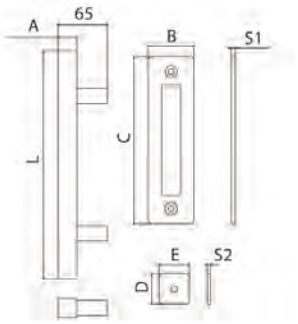

Pochwyt kwadratowy
Square handle | Handgriff viereckig

	A	L	B	C	D	E	S1	S2
76.031	25 × 25	300	60	220	40	40	5,5	4

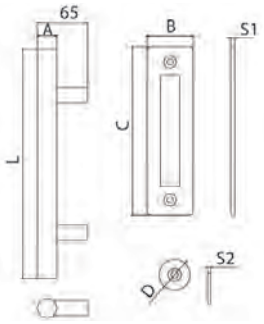



Pochwyt okrągły
Rounded handle | Handgriff rund

	A	L	B	C	D	S1	S2
76.032	ø 25	300	60	220	ø 44	5,5	4

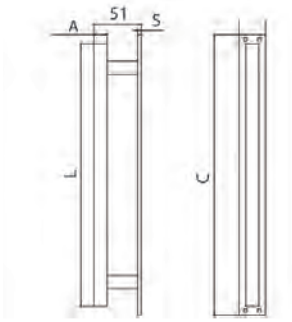

Pochwyt kwadratowy
Square handle | Handgriff viereckig

	A	L	C	S
76.033	15 × 15	300	320	4



Spowalniacz do systemów drzwi przesuwnych Barn Door
Slower for Barn Door sliding system | Verzögerer für Barn Door Schiebetürsysteme

76.040

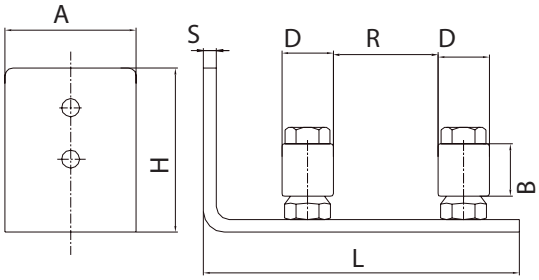

Prowadnica dolna do systemu Barn Door
Bottom guide for Barn Door system | Handgriff viereckig Untere Führung für Barn Door System

	A	H	S	L	D	S	R	B
76.051	51	64	5	123	ø 20	5	0 – 58	20,5

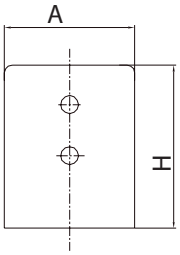

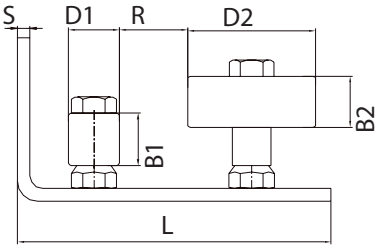

Prowadnica dolna regulowana do systemu Barn Door
Bottom guide adjustable for Barn Door system | Untere Führung einstellbar für Barn Door System

	A	H	S	L	D1	D2	R	B1	B2
76.052	51	64	5	123	ø 20	ø 50	0 – 44	20,5	20

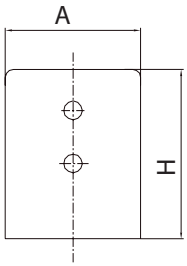

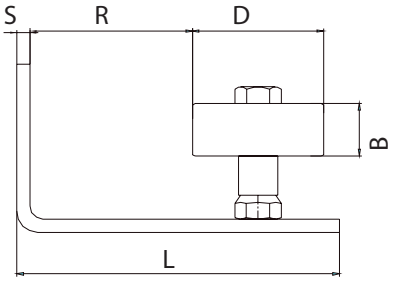

Prowadnica dolna regulowana (pojedyncza rolka) do systemu Barn Door
Bottom guide adjustable (single roller) for Barn Door system | Untere Führung verstellbar (Einzelrolle) für Barn Door System

	A	H	S	L	D	R	B
76.053	51	64	5	123	ø 50	0 – 77,5	20

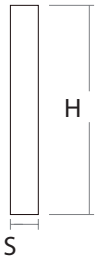

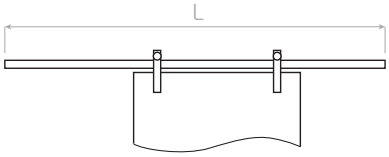

Szyna jednoczęściowa 2m, CZARNA do systemu Barn Door
Rail one-piece 2 m, black for Barn Door system | Schiene einteilig 2 m, schwarz für Barn Door System

	H	S	L
76.054	40	6	2000

PSG
inspiruje

SZCZEGÓŁY NIE SĄ TYLKO SZCZEGÓŁAMI. TO ONE **CZYNIĄ NASZ PROJEKT WYJĄTKOWYM**

CHARLES EAMES

POSTAL
FARBA STYRENOWO-AKRYLOWA
ANTYCZNA CZARNA
DO METALU
GRAFIT
ANTYCZNA GRAFIT
PATYNA STYRENOWO-AKRYLOWA
STEEL GROUP
PATYNA POLIWINYLOWA
ZŁOTO
MIEDŹ

POSTAL
STEEL GROUP
FARBA
POLIWINYLOWA
CZARNY ANTYCZN
POSTAL
STEEL GROUP
FARBA
PODKŁADOWA NA
METAL CZERWONA
POSTAL
STEEL GROUP
FARBA
POLIWINYLOWA
BRĄZ ANTYCZNY
POSTAL
STEEL GROUP
FARBA
POLIWINYLOWA
GRAFIT ANTYCZ
POSTAL
STEEL GROUP
PATYNA
POLIWINYLOWA
POSTAL
STEEL GROUP
PATYNA
POLIWINYLOWA
ZŁOTO
POSTAL
STEEL GROUP
PATYNA
POLIWINYLOWA
ZIELEŃ
POSTAL
STEEL GROUP
PATYNA
POLIWINYLOWA
SREBRO

Farba poliwinylowa, strukturalna
Polyvinyl paint, structural | Polyvinylfarbe, strukturell

	opakowanie packaging | Verpackung [l]	
70.001	1	GRAFIT ANTYCZNY antique graphite | antiker Graphit
70.001.01	3	
70.001.02	10	

Farba poliwinylowa, strukturalna
Polyvinyl paint, structural | Polyvinylfarbe, strukturell

	opakowanie packaging | Verpackung [l]	
70.002	1	ANTYCZNA CZERŃ antique black | antikes Schwarz
70.002.01	3	
70.002.02	10	

Farba poliwinylowa, strukturalna
Polyvinyl paint, structural | Polyvinylfarbe, strukturell

	opakowanie packaging | Verpackung [l]	
70.003	1	ANTYCZNY BRĄZ antique bronze | antike Bronze
70.003.01	3	

Farba podkładowa na metal czerwona, matowa
Steel undercoat paint, red, matt | Stahlunterlack, rot, matt

	opakowanie packaging | Verpackung [l]	
70.901	1	CZERWONA red | rot
70.901.01	3	
70.901.02	10	

Patyna ZŁOTA, połysk
Polyvinyl patina, gold, gloss | Polyvinyl-Patina, gold, glänzend

	opakowanie packaging | Verpackung [l]	
70.101	0,2	PATYNA ZŁOTO patina gold | Patina-Gold

Patyna poliwinylowa
Polyvinyl patina | Polyvinyl Patina

	opakowanie packaging | Verpackung [l]	
70.102	0,2	PATYNA SREBRO patina silver | Patina Silber

Patyna poliwinylowa
Polyvinyl patina | Polyvinyl Patina

	opakowanie packaging | Verpackung [l]	
70.103	0,2	PATYNA MIEDŹ patina copper | Patina-Kupfer

Patyna poliwinylowa
Polyvinyl patina | Polyvinyl Patina

	opakowanie packaging | Verpackung [l]	
70.104	0,2	PATYNA ZIELEŃ patina green | Patina grün

Patyna poliwinylowa
Polyvinyl patina | Polyvinyl Patina

	opakowanie packaging | Verpackung [l]	
70.105	0,2	PATYNA JASNO ZIELONA patina bright green | Patina hellgrün

Farba styrenowo – akrylowa, strukturalna
Styrene-acrylic paint | Styrol-Acrylfarbe

	opakowanie packaging | Verpackung [l]	
70.021	1	GRAFIT ANTYCZNY antique graphite | antiker Graphit
70.021.01	3	
70.021.02	10	

Farba styrenowo - akrylowa, strukturalna
Styrene-acrylic paint, structural | Styrol-Acrylfarbe, strukturell

	opakowanie packaging | Verpackung [l]	
70.022	1	ANTYCZNA CZERŃ antique black | antikes Schwarz
70.022.01	3	
70.022.02	10	

Farba styrenowo – akrylowa, strukturalna
Styrene-acrylic paint, structural | Styrol-Acrylfarbe, strukturell

	opakowanie packaging | Verpackung [l]	
70.222	1	CZARNY black | Schwarz
70.222.01	3	
70.222.02	10	

Farba styrenowo - akrylowa, strukturalna
Styrene-acrylic paint, structural | Styrol-Acrylfarbe, strukturell

	opakowanie packaging | Verpackung [l]	
70.321	1	grafit – półmat graphite – semigloss | Graphit – halbglänzend
70.321.01	3	
70.321.02	10	

Farba styrenowo - akrylowa, strukturalna
Styrene-acrylic paint, structural | Styrol-Acrylfarbe, strukturell

	opakowanie packaging | Verpackung [l]	
70.322	1	CZARNA matowa black mat | schwarz matt
70.322.01	3	
70.322.02	10	

Farba styrenowo - akrylowa, strukturalna
Styrene-acrylic paint | Styrol-Acrylfarbe

	opakowanie packaging | Verpackung [l]	
70.323	1	ANTRACYT - półmat anthracite – half-matt | anthrazit – halbmatt
70.323.01	3	

Patyna styrenowo-akrylowa
Styrene-acrylic patina | Styrol-Acryl-Patina

	opakowanie packaging | Verpackung [l]	
70.121	0,2	PATYNA ZŁOTO patina gold | Patina-Gold

Patyna styrenowo-akrylowa
Styrene-acrylic patina | Styrol-Acryl-Patina

	opakowanie packaging | Verpackung [l]	
70.122	0,2	PATYNA SREBRO patina silver | Patina Silber

Patyna styrenowo-akrylowa
Styrene-acrylic patina | Styrol-Acryl-Patina

	opakowanie packaging | Verpackung [l]	
70.123	0,2	patyna miedź patina copper | Patina-Kupfe

Mieszacz do kotwy chemicznej
Mixer for chemical anchor | Mischer für chemische anker

	opakowanie packaging | Verpackung [szt.]
71.001	4

Kotwy chemiczne
Chemical anchors | Chemische Anker

		opakowanie packaging | Verpackung [ml]
71.300	letnia summer | Sommer	300
71.410	letnia summer | Sommer	410
71.410.01	zimowa winter | Winter	410
71.410.02	do stali nierdzewnej for stainless steel | für Edelstahl	410

Tuleja siatkowa
Perforated sleeves | Perforierte Buchse

	wymiary dimensions | Abmessungen
74.012	ø 12 × 50
74.015	ø 15 × 85
74.015.01	ø 15 × 130
74.020	ø 20 × 85



Tuleja siatkowa stalowa
Metal-mesh sleeves | Perforierte Buchse

	wymiary dimensions | Abmessungen
74.112	ø 12 × 1000
74.115	ø 16 × 1000

Wycior do czyszczenia otworów
Hole cleaning rod | Lochwischer

	wymiary dimensions | Abmessungen
75.010	ø 10
75.013	ø 13
75.018	ø 18

Pompka do wydmuchiwania zwiercin
Blow-out pump | Bohrloch-Reiniger

75.025

Wyciskacz profesjonalny
Professional chemical applying gun for anchor | Professionelle chemische Applikationspistole für Anker

	[ml]
75.030	300

Wyciskacz profesjonalny
Professional chemical applying gun for anchor | Professionelle chemische Applikationspistole für Anker

	[ml]
75.041	380 / 410

Wyciskacz standardowy
Standard chemical applying gun for anchor | Standardpistole zum Auftragen von Chemikalien für Anker

	[ml]
75.041.01	380 / 410

Platinium

Drut spawalniczy MIG MAG
MIG MAG welding wire | Schweißdraht MIG MAG

	rodzaj kind | Sorte	grubość thickness | Stärke	opakowanie packaging | Verpackung	szpula spool | Drahtspule	ilość na palecie quantity per pallet | Stückzahl pro Palette
SP.001.08	G3Si1/SG2	0,8	15 kg	metal	72
SP.002.10	G3Si1/SG2	1,0	15 kg	metal	72
SP.003.12	G3Si1/SG2	1,2	15 kg	metal	72

Platinium

Drut spawalniczy MIG MAG
MIG MAG welding wire | Schweißdraht MIG MAG

	rodzaj kind | Sorte	grubość thickness | Stärke	opakowanie packaging | Verpackung	szpula spool | Drahtspule	ilość na palecie quantity per pallet | Stückzahl pro Palette
SP.010.12	G4Si1/SG3	1,2	15 kg	metal	72

Drut jest zgodny z normą G3Si1, DIN EN ISO 14341-A, SFA/AWS 5.18:ER70S-6 posiada atesty TUV, DB42.142.01, ABS, LR.

The wire is compliant G3Si1, DIN EN ISO 14341-A, SFA/AWS 5.18:ER70S-6 is certified by TUV, DB42.142.01, ABS, LR.

Der Schweißdraht entspricht den Normen G3Si1, DIN EN ISO 14341-A, SFA/AWS 5.18:ER70S-6 ist zertifiziert TUV, DB42.142.01, ABS, LR.

Drut spawalniczy MIG MAG
MIG MAG welding wire | Schweißdraht MIG MAG

	rodzaj kind | Sorte	grubość thickness | Stärke	opakowanie packaging | Verpackung [kg]	szpula spool | Drahtspule	ilość na palecie quantity per pallet | Stückzahl pro Palette
SP.001.08X	G3Si1/SG2	0,8	15	metal	72
SP.002.10X	G3Si1/SG2	1,0	15	metal	72
SP.003.12X	G3Si1/SG2	1,2	15	metal	72

Drut spawalniczy MIG MAG
MIG MAG welding wire | Schweißdraht MIG MAG

	rodzaj kind | Sorte	grubość thickness | Stärke	opakowanie packaging | Verpackung [kg]	szpula spool | Drahtspule	ilość na palecie quantity per pallet | Stückzahl pro Palette
SP.004.08X	G3Si1/SG2	0,8	5	plastik	200
SP.005.10X	G3Si1/SG2	1,0	5	plastik	200

Drut spawalniczy MIG MAG
MIG MAG welding wire | Schweißdraht MIG MAG

	rodzaj kind | Sorte	grubość thickness | Stärke	opakowanie packaging | Verpackung [kg]	szpula spool | Drahtspule	ilość na palecie quantity per pallet | Stückzahl pro Palette
SP.011.10X	G4Si1/SG3	1,0	15	metal	72
SP.010.12X	G4Si1/SG3	1,2	15	metal	72

Drut proszkowy
Flux-cored welding wire | Fülldraht

	rodzaj kind | Sorte	grubość thickness | Stärke	opakowanie packaging | Verpackung [kg]	szpula spool | Drahtspule	ilość na palecie quantity per pallet | Stückzahl pro Palette
SPP.003.12X	E71T-1C H8	1,2	15	plastik	72

PINOX

Drut spawalniczy MIG MAG INOX 15 kg
MIG MAG welding wire | Schweißdraht MIG MAG

	rodzaj kind | Sorte	grubość thickness | Stärke	opakowanie packaging | Verpackung [kg]
SPM.308.08.15	308LSi	0,8	15
SPM.308.10.15	308LSi	1,0	15
SPM.308.12.15	308LSi	1,2	15
SPM.316.08.15	316LSi	0,8	15
SPM.316.10.15	316LSi	1,0	15

PINOX

Drut spawalniczy TIG INOX 1000 mm
TIG INOX welding wire 1000 mm | Schweißdraht TIG INOX 1000 mm

	rodzaj kind | Sorte	grubość thickness | Stärke	opakowanie packaging | Verpackung [kg]
SPT.308.10.05	308LSi	1,0	5
SPT.308.12.05	308LSi	1,2	5
SPT.308.16.05	308LSi	1,6	5
SPT.308.20.05	308LSi	2,0	5
SPT.308.24.05	308LSi	2,4	5
SPT.308.32.05	308LSi	3,2	5
SPT.316.12.05	316LSi	1,2	5
SPT.316.16.05	316LSi	1,6	5
SPT.316.20.05	316LSi	2,0	5
SPT.316.24.05	316LSi	2,4	5
SPT.316.32.05	316LSi	3,2	5

Sprężyna dyszy
Nozzle spring | Haltefeder

SPA.002.0058	15 AK
SPA.003.0013	25 AK

Łącznik dyszy gazowej / łącznik prądowy
Tip holder with spring / Current connector | Gasdüsenträger / Stromdüsenträger

SPA.002.0078 L	M6/M8 × 1	15 AK	lewy left | links

Łącznik dyszy gazowej / łącznik prądowy
Tip holder with spring | Gasdüsenträger / Stromdüsenträger

SPA.142.0001	M6/M8	25 AK	lewy left | links

Łącznik prądowy
Current connector | Stromdüsenträger

SPA.142.0003	M6	24 KD

Łącznik prądowy
Current connector | Stromdüsenträger

SPA.142.0020	M8	36 KD

Łącznik prądowy
Current connector | Stromdüsenträger

SPA.142.0022	M8	401D/501D

Rozdzielacz gazu
Gas diffuser | Gasverteiler

SPA.012.0183	24 KD	standardowy
SPA.014.0023	36 KD	ceramiczny



Rozdzielacz gazu
Gas diffuser | Gasverteiler

SPA.030.0145	401 D/501D	standardowy

Dysze gazowe
Gas nozzle | Gasdüsen

SPA.145.0075	15 AK	ø 12	stożkowa

Dysze gazowe
Gas nozzle | Gasdüsen

SPA.145.0076	25 AK	ø 15	stożkowa

Dysze gazowe
Gas nozzle | Gasdüsen

SPA.145.0080	24 KD	ø 12,5	stożkowa
SPA.145.0078	36 KD	ø 16	stożkowa

Dysze gazowe
Gas nozzle | Gasdüsen

SPA.145.0085	401 D / 501 D	ø 16	stożkowa

Dysze prądowe
Contact tip | Stromdüsen

SPA.140.0008	15 AK	ø 0,6	M6 × 25	E-Cu
SPA.140.0059	15 AK	ø 0,8	M6 × 25	E-Cu
SPA.140.0253	15 AK	ø 1,0	M6 × 25	E-Cu
SPA.140.0387	15 AK	ø 1,2	M6 × 25	E-Cu

Dysze prądowe
Contact tip | Stromdüsen

SPA.140.0051	25 AK	ø 0,8	M6 × 28	E-Cu
SPA.140.0054	25 AK	ø 0,8	M6 × 28	CuCrZr
SPA.140.0242	25 AK	ø 1,0	M6 × 28	E-Cu
SPA.140.0245	25 AK	ø 1,0	M6 × 28	CuCrZr
SPA.140.0379	25 AK	ø 1,2	M6 × 28	E-Cu
SPA.140.0382	25 AK	ø 1,2	M6 × 28	CuCrZr

Dysze prądowe
Contact tip | Stromdüsen

SPA.140.0114	36 KD	ø 0,8	M8 × 30	E-Cu
SPA.140.0313	36 KD	ø 1,0	M8 × 30	E-Cu
SPA.140.0442	36 KD	ø 1,2	M8 × 30	E-Cu
SPA.140.0445	36 KD	ø 1,2	M8 × 30	CuCrZr
SPA.140.0587	36 KD	ø 1,6	M8 × 30	E-Cu
SPA.140.0590	36 KD	ø 1,6	M8 × 30	CuCrZr
SPA.141.0015	36 KD	ø 1,2	M8 × 30	E-Cu do Al

Platinium
STAR WIRE
STAR WIRE
STAR WIRE
DRUT SPAWALNICZY · SCHWEIßDRAHT · SVAŘOVACI DRÁT · СВАРОЧНАЯ ПРОВОЛОКА
STAR WIRE

STAR WIRE

Przyłbica automatyczna STAR WIRE PRO z systemem ADF TRUE COLOR TECHNOLOGY
STAR WIRE PRO automatic visor with ADF TRUE COLOR TECHNOLOGY system | STAR WIRE PRO Automatikvisier mit ADF TRUE COLOR TECHNOLOGY System

SWM.PRZYŁBICA.02TCT

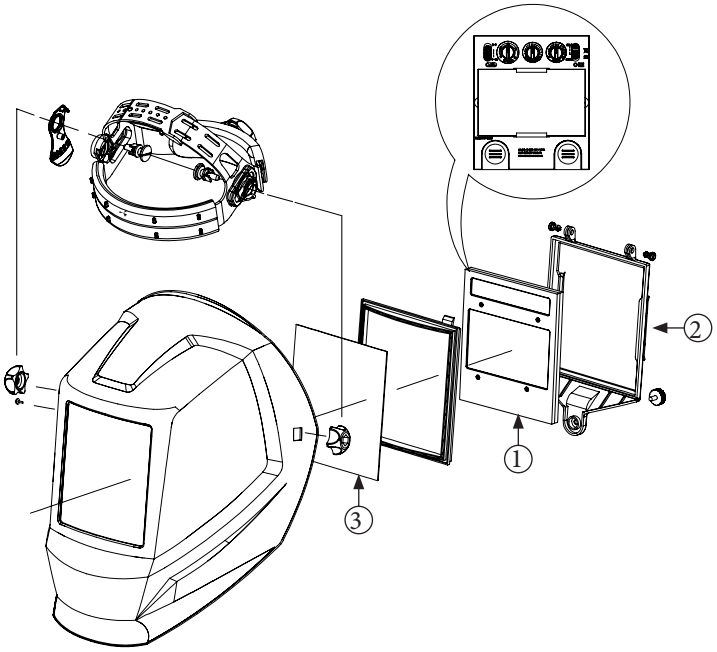

Akcesoria do przyłbicy automatycznej
Accesories for automatic welding mask | Zubehörteile für automatischen Schweißschutzhelm

Filtr ADF True Color Technology
Filter ADF True Color Technology | Automatikfilter True Color Technology

		Zasilanie Power supply | Die Stromversorgung
SWM.ADF.02TCT	114 × 133 × 9,5	ogniwa słoneczne + bateria CR2450 × 2 szt. solar cells & replaceable battery × 2 pcs | Versorgung Solarzellen + CR2450-Batterie × 2 Stk.

Wewnętrzne soczewki ochronne
Inner protection lens | Innere Schutzkassette

SWM.INNER.02	105,4 × 65,4 × 1



Zewnętrzne soczewki ochronne
Outer protection lens | Äußere Schutzkassette

SWM.OUTER.02	133 × 114 × 1

STAR WIRE

Przyłbica automatyczna STAR WIRE PRO z filtrem ADF
STAR WIRE PRO automatic visor with ADF filter | STAR WIRE PRO Automatikvisier mit ADF-Filter

SWM.PRZYŁBICA.01

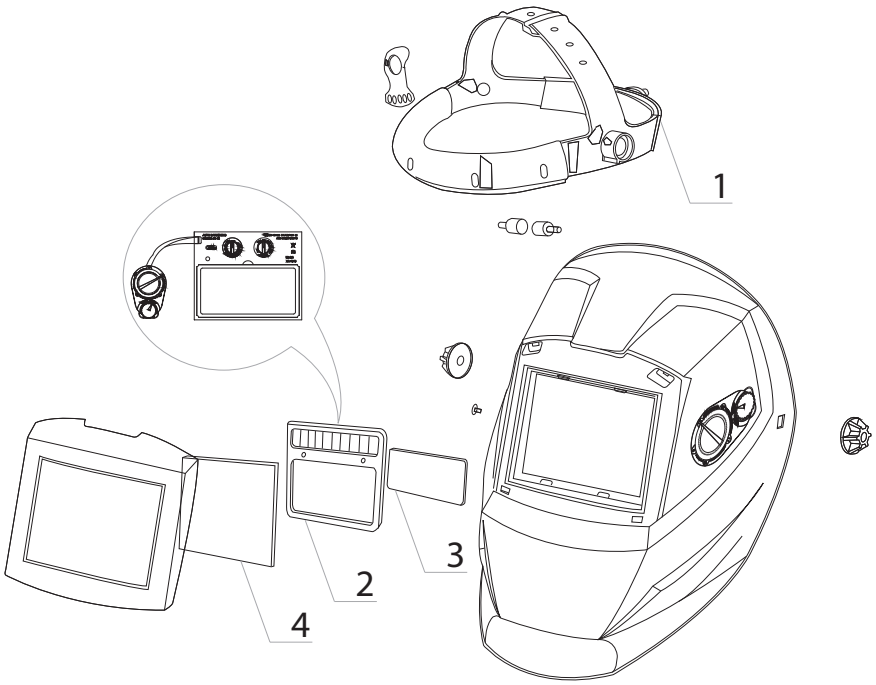

Akcesoria do przyłbicy automatycznej
Accesories for automatic welding mask | Zubehörteile für automatischen Schweißschutzhelm

Uchwyt przyłbicy Star-Wire
Welding helmet headgear STAR WIRE | Kopfbedeckung für Schweißerhelme

SWM.UCHWYT.01

Filtr ADF
Filter ADF | Automatikfilter

		Zasilanie Power supply | Die Stromversorgung
SWM.ADF.01	110 × 90 × 8,5	ogniwa słoneczne solar cells | Versorgung Solarzellen

Wewnętrzne soczewki ochronne
Inner protection lens | Innere Schutzkassette

SWM.INNER.01	104,7 × 53,8 × 1

Zewnętrzne soczewki ochronne
Outer protection lens | Äußere Schutzkassette

SWM.OUTER.01	110 × 90 × 1

Gogle spawalnicze STAR WIRE PRO z systemem ADF TRUE COLOR TECHNOLOGY

STAR WIRE PRO welding goggles with ADF TRUE COLOR TECHNOLOGY system | STAR WIRE PRO Schweißerschutzbrille mit ADF TRUE COLOR TECHNOLOGY System

SWM.GOGLE.01TCT

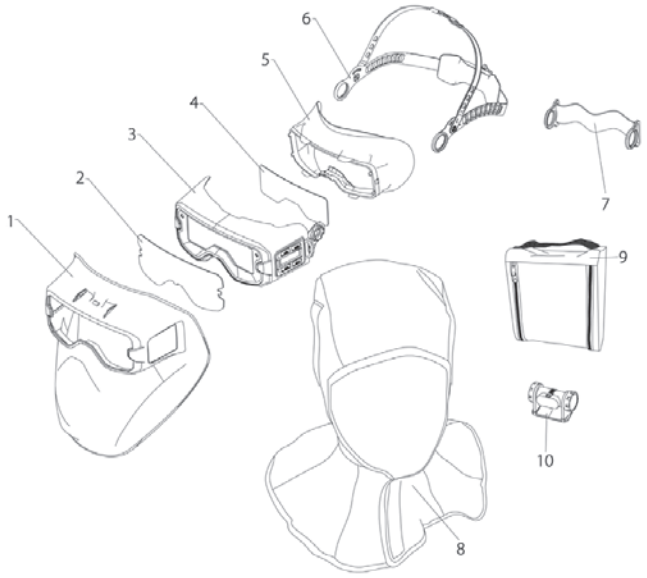

Akcesoria do gogli spawalniczych

Accesories for welding goggles | Zubehörteile für Schweißerschutzbrillen

Kaptur do gogli spawalniczych STAR WIRE PRO
Hood for STAR WIRE PRO welding goggles | Haube für STAR WIRE PRO Schweißerschutzbrille

SWM.HOOD.G01

Zewnętrzne soczewki ochronne do gogli spawalniczych Star Wire Pro
Outer protection lens for STAR WIRE PRO welding goggles | Äußere Schutzkassette für STAR WIRE PRO Schweißerschutzbrille

SWM.OUTER.G01 144 × 61,5 × 1

Wewnętrzne soczewki ochronne do gogli spawalniczych Star Wire Pro
Inner protection lens for STAR WIRE PRO welding goggles | Innere Schutzkassette für STAR WIRE PRO Schweißerschutzbrille

SWM.INNER.G01 113,5 × 42,7 × 1

Uchwyt do gogli spawalniczych STAR WIRE PRO
STAR WIRE PRO welding goggle holder | STAR WIRE PRO Schweißerbrillenhalter

SWM.UCHWYT.G01

Elastyczna opaska do gogli
Flexible goggle band | Flexibles Brillenband

SWM.HEADBAND.G01

Lampka LED do gogli spawalniczych Star-Wire Pro
LED light for Star-Wire Pro welding goggles | LED-Licht für Star-Wire Pro Schweißerbrille

SWM.LIGHT.01G


grinding steel, Inox-stainless
STAR FLEX
Steel - INOX - Stainless
En12413 TYPE:27
RT. TZI 230 6.0 22
ISO9001
WA24R-BF
MAX R.P.M.
6500-80m/s
STAR FLEX
flap disc for steel, Inox-stainless
STAR FLEX
flap disc for steel
STAR FLEX
STAR FLEX
PRO
Z60
EN 13743
TLP1252260

STAR FLEX



Tarcza do cięcia stali
Cutting disc | Trennscheibe

	wymiary dimensions | Abmessungen	opakowanie packaging | Verpackung
TCI11510 22	115 × 1,0 × 22	50
TCI12510 22	125 × 1,0 × 22	50
TCI1251622	125 × 1,6 × 22	50
TCI1252522	125 × 2,5 × 22	50
TCI2302022	230 × 2,0 × 22	50
TCI2303022	230 × 3,0 × 22	25
TCI3003032	300 × 3,0 × 32	25
TCI3503532	350 × 3,5 × 32	25
TCI4004032	400 × 4,0 × 32	25

STAR FLEX

Tarcza zdzierna
Grinding disc | Schruppscheibe

	wymiary dimensions | Abmessungen	opakowanie packaging | Verpackung
TZI1256022	125 × 6,0 × 22	25
TZI2306022	230 × 6,0 × 22	10

STAR FLEX

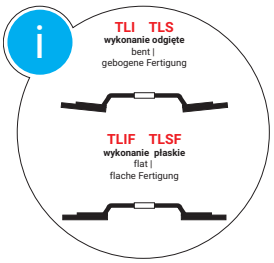

Tarcza listkowa do szlifowania
Flap disc | Lamellenschleifscheibe

	wymiary dimensions | Abmessungen	opakowanie packaging | Verpackung
TLI1252240	125 × 22 × 40	10
TLI1252260	125 × 22 × 60	10
TLI1252280	125 × 22 × 80	10
TLI12522100	125 × 22 × 100	10
TLI12522120	125 × 22 × 120	10
TLIF1252240	125 × 22 × 40	10

STAR FLEX

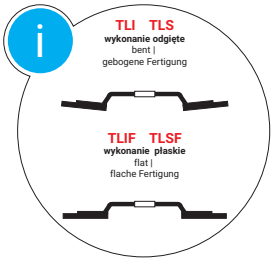

Tarcza listkowa do szlifowania
Flap disc | Lamellenschleifscheibe

	wymiary dimensions | Abmessungen	opakowanie packaging | Verpackung
TLS1252240	125 × 22 × 40	10
TLS1252260	125 × 22 × 60	10
TLS1252280	125 × 22 × 80	10
TLS12522100	125 × 22 × 100	10
TLS12522120	125 × 22 × 120	10
TLSF1252240	125 × 22 × 40	10

STAR FLEX

Tarcza listkowa ceramiczna
Ceramic flap disc | Lamellenschleifscheibe Keramik

	wymiary dimensions | Abmessungen	opakowanie packaging | Verpackung
TLC1252240	125 × 22 × 40	10
TLC1252260	125 × 22 × 60	10
TLC1252280	125 × 22 × 80	10

STAR FLEX

Tarcza listkowa pachwinowa do szlifowania stali czarnej i stali nierdzewnej
Flap disc for fillet welds for black steel and stainless steel |
Fächerscheibe für Kehlnähte für Schwarzstahl und Edelstahl

	wymiary dimensions | Abmessungen	opakowanie packaging | Verpackung
TLP1252240	125 × 22 × 40	10
TLP1252260	125 × 22 × 60	10
TLP1252280	125 × 22 × 80	10

44.XXXX	
44.146.ZN	132
44.147.ZN	132
44.148.ZN	132
44.149.ZN	132
44.150.ZN	132
44.151.ZN	132
44.152.ZN	132
44.155.ZN	132
44.230.ZN	132
44.231.ZN	132
44.232.ZN	132
44.233.ZN	132
44.234.ZN	132
44.235.ZN	132
44.236.ZN	132
44.237.ZN	132
44.238.ZN	132
44.239.ZN	132
44.240.ZN	132
44.241.ZN	132
44.242.ZN	132
44.243.ZN	132
44.244.ZN	132
44.245.ZN	132
44.246.ZN	132
44.247.ZN	132
44.248.ZN	132
44.249.ZN	132
44.250.ZN	132
44.251.ZN	132
44.252.ZN	132
44.253.ZN	132
44.254.ZN	132
44.256.ZN	132
44.257.ZN	132
44.258.ZN	132
44.259.ZN	132
44.262.ZN	133
44.263.ZN	133
44.264.ZN	133
45.048.20	133
45.060.25	133
45.070.30	133
45.080.40	133
45.100.50	133
45.120.60	133
45.160.80	133
45.200.10	133
60.XXX	
60.001	19
60.002	19
60.002.70	19
60.003	20
60.003.01	20
60.003.06	24
60.003.70	20
60.003.70.01	20
60.004	24
60.005	22, 48
60.006	22, 48
60.007	21
60.007.01	21
60.007.08	25
60.007.10	25
60.008.60	26
60.008.70	26
60.008.80	26
60.009	26
60.009.01	26
60.009.70	26
60.009.70.01	26
60.00E.60	13
60.00E.70	14
60.00E.80	14
60.00P.68	15
60.00P.68.SET	15
60.00P.68.SET1	15
60.00P.70	16
60.00P.70.01	17
60.00P.80	16
60.00P.80.01	17
60.010	30
60.011.60	30
60.011.70	30
60.011.80	30
60.012.60	30
60.012.68	30
60.012.70	30
60.012.80	30
60.019	31
60.020	31
60.020.60	31
60.021	31
60.022	32
60.023	32
60.024	32
60.025	32
60.030.01	32
60.031	32
60.032	33
60.033	33
60.036	34
60.038	33
60.039	33
60.040	34
60.040.01	34
60.040.02	34
60.040.03	34
60.040.05	34
60.040.33	34
60.040.43	34
60.041	34
60.043	34
60.043S	35
60.049	35
60.050	36
60.051	36
60.051.01	36
60.051.02	36
60.051X	36
60.055	37
60.055.01	37
60.056	37
60.056.01	37
60.060	39
60.060.ZN	39
60.065	39
60.065.ZN	39
60.068.ZN	39
60.070	39
60.070.ZN	39
60.080	39
60.080.01	39
60.080.ZN	39
60.100	41, 45
60.100.02	43, 45
60.101	41, 45
60.101.02	43, 45
60.101.03	44-45
60.102	41, 45
60.102.02	43, 45
60.102.03	44-45
60.103	41, 45
60.103.01	41, 45
60.104	41, 45
60.104.02	43, 45
60.104.03	44-45
60.105	41, 45
60.105.02	43, 45
60.105.03	44-45
60.106	42, 45
60.107	42, 45
60.109.01	42, 45
60.109.02	42, 45
60.111	42, 45
60.120.70	45
60.120.90	45
60.122.80	45
60.201.25	47
60.201.38	47
60.202.25	47
60.202.38	47
60.203.43	23, 48
60.203.51	23, 48
60.204.43	23, 49
60.204.51	23, 49
60.221.25	49
60.221.38	49
60.231.25	50
60.231.38	50
60.234.25	50
60.234.38	50
60.237.25	50
60.237.38	50
60.251	51
60.255	51
60.350.5M	78
60.401.8V	78
60.681.8V	78
60.891.8V	78
61.XXX	
61.000	79
61.000.20	53, 60
61.001	53, 60
61.001.12	53, 60
61.001.14	53, 60
61.001.18	53, 60
61.002	53, 60
61.003	53, 60
61.003.01	53, 60
61.003.16	53, 60
61.003.16.01	53, 60
61.004	53, 60
61.004.01	53, 60
61.005	54, 60
61.006	54, 60
61.007	54, 60
61.008	54, 60
61.010	54, 60
61.010.16	54, 60
61.012	55, 60
61.013	55, 60
61.016	55, 60
61.017	55, 60
61.018	55, 60
61.018.01	55, 60
61.018.18	55, 60
61.019	55, 60
61.019.01	55, 60
61.019.16	55, 60
61.021	79
61.021.18	55, 60
61.021.20	55, 60
61.023	79
61.023.16	56, 60
61.023.18	56, 60
61.024	79
61.027	79
61.028	79
61.029	79
61.030	79
61.040	79
61.041	79
61.051	79
61.052	79
61.053	56, 60
61.054	56, 60
61.055	56, 60
61.056	56, 60
61.057	56, 60
61.058	56, 60
61.059	57, 60
61.060	57, 60
61.061	57, 60
61.061.01	57, 60
61.062	57, 60
61.062.01	57, 60
61.063	57, 60
61.064	58, 60
61.064.01	58, 60
61.065	58, 60
61.066	58, 60
61.066.01	58, 60
61.067	58, 60
61.068	59-60
61.068.16	59-60
61.068.18	59-60
61.068.20	59-60
61.070.40	59-60
61.070.50	59-60
61.071.40	59-60
61.071.50	59-60
61.075.50	60
61.076.50	60
61.090	62
61.091	62
61.092	62
61.093	62
61.094	62
61.095	62, 135
61.096.01	63
61.096.02	63
61.096.03	63
61.096.04	63
61.096.05	63
61.096.06	63
61.096.07	63
61.096.08	63
61.096.09	63
61.097.01	63
61.097.02	63
61.097.03	63
61.097.04	63
61.100	65
61.101	65
61.102	65
61.103	65
61.104	65

61.105	65
61.106	65
61.107	65
61.112	66
61.114	66
61.114.01	66
61.116	66
61.116.01	66
61.116.02	65
61.118	66
61.118.01	66
61.120	66
61.120.01	66
61.120.02	65
61.120.03	66
61.124	66
61.124.01	66
61.124.02	65
61.124.03	66
61.125	66
61.125.01	66
61.127	66
61.127.01	66
61.130	66
61.130.01	66
61.131	66
61.131.01	66
61.135	66
61.135.01	66
61.140	66
61.140.01	66
61.201	67
61.202	67
61.203	67
61.211	70
61.212	70
61.221.02	70
61.222.02	71
61.223.02	71
61.224.02	71
61.251	72
61.252	72
61.253	72
61.254	72
61.255	72
61.256	73
61.257	73
61.261	73
61.262	73
61.263	73
61.264	73
61.265	73
61.271	73
61.272	73
61.273	73
61.274	73
61.300	74
61.301	74
61.302	74
61.303	74
61.304	74
61.305	74
61.306	74
61.307	75
61.308	75
61.314	75
61.315	75
61.316	75
61.321	75
61.322	76
61.323	76
61.324	76
61.325	76
62.XXX	
62.002.01	81
62.002.01.ZN	81
62.003.01.ZN	81
62.004	81
62.004.01	81
62.004.01.ZN	81
62.004.04	81
62.004.04.ZN	81
62.005	81
62.005.01	81
62.005.01.ZN	81
62.005.05	81
62.005.05.ZN	81
62.005.06	81
62.005.06.ZN	81
62.006	81
62.006.01	81
62.006.01.ZN	81
62.006.05	81
62.006.05.ZN	81
62.006.06	81
62.006.06.ZN	81
62.006.08	81
62.007.01	81
62.007.01.ZN	81
62.007.06	81
62.007.06.ZN	81
62.007.07	81
62.007.07.ZN	81
62.008	81
62.008.01	81
62.008.01.ZN	81
62.008.06	81
62.008.06.ZN	81
62.008.08	81
62.008.08.ZN	81
62.009.01	81
62.009.01.ZN	81
62.009.08	81
62.009.09	81
62.009.09.ZN	81
62.010	81
62.010.01	81
62.010.01.ZN	81
62.010.06	81
62.010.08	81
62.010.08.ZN	81
62.010.10	81
62.010.10.ZN	81
62.012	81
62.012.01	81
62.012.01.ZN	81
62.012.08	81
62.012.10	81
62.012.10.ZN	81
62.012.12	81
62.012.12.ZN	81
62.015	81
62.016.01	81
62.020	81
62.031	82
62.032	82
62.033	82
62.034	82
62.035	82
62.036	82
62.042	82
62.042.05.ZN	82
62.042.06	82
62.042.ZN	82
62.048	82
62.048.06	82
62.048.06.ZN	82
62.048.ZN	82
62.060	82
62.060.06	82
62.060.06.ZN	82
62.060.08	82
62.060.08.ZN	82
62.060.ZN	82
62.070.08.ZN	82
62.070.ZN	82
62.072	82
62.072.08	82
62.077	82
62.077.06	82
62.077.08	82
62.077.08.ZN	82
62.077.ZN	82
62.080	82
62.080.06	82
62.080.06.ZN	82
62.080.08	82
62.080.08.ZN	82
62.080.ZN	82
62.090	82
62.090.09	82
62.090.09.ZN	82
62.100	82
62.100.08	82
62.100.08.ZN	82
62.100.10	82
62.100.10.ZN	82
62.100.ZN	82
62.101	83
62.102	83
62.103	83
62.104	83
62.106	83
62.108	83
62.108.01	81
62.108.08	81
62.110	83
62.112	83
62.115	83
62.123	83
62.124	83
62.134	83
62.135	83
62.135.ZN	83
62.136	83
62.146	83
62.146.ZN	83
62.163	83
62.164	83
62.165	83
62.166	83
62.167	83
62.169	83
62.171	83
62.184	83
62.185	83
62.186	83
62.187	83
62.188	83
62.189	83
62.190	83
62.192	83
62.200	85
62.201	85
62.202	85
62.202.02	85
62.203	85
62.204	85
62.206	85
62.207	85
62.207.02	85
62.208	85
62.209	85
62.210	85
62.210.02	85
62.211	85
62.211.02	85
62.212	85
62.212.02	85
62.213	85
62.213.02	85
62.214	85
62.216	86
62.217	86
62.218	86
62.219	86
62.221	86
62.222	86
62.223	86
62.224	86
62.224.12	86
62.224.21	86
62.224.26	86
62.224.28	86
62.224.62	86
62.224.82	86
62.225	86
62.226	86
62.227	86
62.228	86
62.229	86
62.230	86
62.230.02	86
62.231	86
62.232	86
62.234	86
62.235	86
62.236	86
62.237	86
62.240	87
62.241	87
62.242	87
62.243	87
62.244	87
62.245	87
62.246	87
62.247	87
62.248	87
62.249	87
62.250	87
62.251	87
62.252	87
62.253	87
62.254	87
62.255	87
62.256	87
62.257	87
62.258	87
62.259	87
62.260	87

62.261	87
62.262	87
62.263	87
62.266	87
62.267	87
62.269	87
62.270	87
62.271	86
62.275	86
62.276	86
62.277	86
62.278	86
62.279	86
62.280	86
62.281	85
62.282	85
62.283	88
62.283.01	88
62.284	88
62.285	85
62.406	89
62.408	89
62.408.02	89
62.410	89
62.412	89
62.414	89
62.416	89
62.417	89
62.418	89
62.419	89
62.420	89
62.421	89
62.422	89
62.423	89
62.424	89
62.425	89
62.426	89
62.451	91
62.452	91
62.452.01	91
62.452.02	91
62.453	91
62.453.01	91
62.453.02	91
62.454	91
62.455	91
62.502	88
62.504	88
62.505	88
62.506	88
62.507	88
62.508	88
62.510	88
62.604	90
62.604.03	90
62.605	90

62.606	90
62.607	90
62.607.03	90
62.608	90
62.609	90
62.609.03	90
62.610	90
62.610.03	90
62.611	90
62.612	90
62.612.03	90
62.613	90
62.613.03	90
62.630	90
62.630.03	90
62.632	90
62.633	90
62.634	90
62.634.03	90
62.635	90
62.635.03	90
62.639	91
62.640	91
62.641	91
62.642	91
62.643	91
62.644	91
62.645	91
62.646	91
62.646.03	91
62.647	91
62.648	91
62.649	91
62.649.03	91
62.650	91
62.650.03	91
62.702	92
62.703	92
62.704	92
62.705	92
62.706	93
62.707	93
62.708	93
62.709	93
62.710	93
62.710.01	93
62.711	93
63.XXX	
63.001	95
63.002	95
63.003	95
63.005	95
63.006	95
63.006.01	95
63.007	95
63.008	98

63.009	99
63.010	99
63.011	99
63.012	96
63.013	96
63.015	99
63.016	99
63.017	100
63.018	100
63.020	101
63.021	96
63.022	96
63.023	96
63.024	101
63.025	101
63.027	100
63.028	100
63.029	97
63.030	97
63.031	97
63.032	97
63.034	97
63.035	98
63.036	98
63.038	98
63.040	108
63.041	108
63.044	108
63.045	108
63.046	108
63.047	108
63.048	88
63.101.00.00	110
63.102.72.50	110
63.102.90.50	110
63.103.72.50	110
63.103.90.50	110
63.108.00.00	110
63.109.72.50	110
63.109.90.50	110
63.110.72.50	110
63.110.90.50	110
63.111.00.00	110
63.112.90.50	110
63.113.90.50	110
63.114.00.00	111
63.115.90.35	111
63.116.90.35	111
63.117.00.00	111
63.118.00.00	111
63.119.72.50	111
63.119.90.50	111
63.120.72.50	111
63.120.90.50	111
63.125.00.00	112
63.126.00.00	112

63.127.72.50	112
63.127.90.50	112
63.128.72.50	112
63.128.90.50	112
63.129.00.00	112
63.130.00.50	112
63.130.72.50	112
63.130.90.50	112
63.131.00.50	112
63.131.72.50	112
63.131.90.50	112
63.134.00.00	112
63.135.00.00	112
63.136.72.50	112
63.136.90.50	112
63.137.72.50	112
63.137.90.50	112
63.138.72.00	109
63.138.90.00	109
63.139.72.00	109
63.139.90.00	109
63.140.72.00	109
63.140.90.00	109
63.141.90.00	109
63.142	108
63.146.00.00	111
63.147.90.50	111
63.148.90.50	111
63.149.72.50	111
63.150.72.50	111
63.151.00.00	112
63.152.00.00	112
63.153.72.50	112
63.153.90.50	112
63.154.72.50	112
63.154.90.50	112
63.165.72.50	110
63.166.72.50	110
63.180.72.00	113
63.180.90.00	113
63.181.72.00	113
63.181.90.00	113
63.182.72.00	113
63.182.90.00	113
63.185.00.00	111
63.186.90.50	111
63.187.90.50	111
63.188.90.00	114
63.189.90.00	114
63.190.90.00	114
63.191.72.00	115
63.191.90.00	115
63.192.72.00	115
63.192.90.00	115
63.193.90.00	115
63.194.90.00	115

63.200	118
63.202	118
63.204	118
63.205	118
63.209.02	118
63.210	119
63.211	119
63.211.01	119
63.212	119
63.216	120
63.217	120
63.218	120
63.219	120
63.220	120
63.220.11	121
63.222	121
63.222.11	121
63.224	121
63.225	122
63.226	122
63.227	122
63.228	122
63.229	123
63.230	123
63.230.01	123
63.231	123
63.232	124
63.233	124
63.234	123
63.235	124
63.236	124
63.237	124
63.238	124
63.239	125
63.240	124
63.241	124
63.242	125
63.250	127
63.250.01	127
63.250.ZN	127
63.251	127
63.251.ZN	127
63.252	127
63.252.01	127
63.253	127
63.253.01	127
63.254	127
63.254.ZN	127
63.255	127
63.255.ZN	127
63.256	127
63.257	127
63.301.01	126
63.301.02	126
63.301.05	126
63.301.06	126

63.301.11	126
63.301.12	126
63.301.13	126
63.301.14	126
63.329	128
63.329.03	128
63.330	128
63.330.01	128
63.330.02	128
63.331	125
63.332	129
63.340	129
63.345	129
63.350	129
63.355	129
63.360	130
63.365	130
63.370	130
63.375	131
63.380	131
63.400	102
63.401	102
63.402	102
63.403	102
63.404	102
63.407	103
63.408	103
63.409	103
63.410	103
63.411	103
63.412	104
63.413	104
63.414	104
63.450	106
63.451	106
63.453	106
63.454	106
63.455	106
63.456	107
63.457	107
63.458	107
63.459	107
63.42525.MM	125
63.42525.MN	125
63.63030.MC	125
63.63030.MM	125
63.63030.MN	125
63.63535.MM	125
63.63535.MN	125
64.XXX	
64.003	134
64.004	134
64.005	134
64.006	134
64.007	134
64.008	134
64.011	136
64.012	136
64.013	136
64.014	135
64.015	135
64.016	135
64.020	136
64.021	136
64.022	136
64.023	136
64.024	136
64.035	135
64.036	135
64.037	135
64.040	135
64.041	135
64.042	135
64.043	135
64.044	135
64.050	138
64.051.01	138
64.051.02	138
64.052.01	139
64.052.02	139
64.053	139
64.054	139
64.055.01	140
64.058	140
64.059	140
64.060	141
64.060.01	140
64.061	141
64.062	141
64.063	141
64.064	141
64.065	142
64.065.01	142
64.066	142
64.067	142
64.069	143
64.070	143
64.071	143
64.072	143
64.073	143
64.080	144
64.081	144
64.082	144
64.083	144
64.091	144
64.092	144
64.120	145
64.121	145
64.122	145
64.123	145
64.124	146
64.125	146
64.126	146
64.127	146
64.128	147
64.129	147
64.12A	147
64.12B	147
64.12C	148
64.12D	148
64.130	145
64.131	145
64.132	145
64.133	145
64.134	146
64.135	146
64.136	146
64.137	146
64.138	147
64.139	147
64.13A	147
64.13B	147
64.13C	148
64.13D	148
64.140	145
64.141	145
64.142	145
64.143	145
64.144	146
64.145	146
64.146	146
64.147	146
64.148	147
64.14A	147
64.14B	147
64.150	145
64.151	145
64.152	145
64.153	145
64.154	146
64.155	146
64.156	146
64.157	146
64.158	147
64.15A	147
64.15B	147
64.15C	148
64.400	149
64.401	149
64.402	149
64.403	149
64.404	149
64.405	149
64.406	149
64.407	149
64.408	149
64.409	149
64.410	149
64.411	150
64.412	150
64.413	150
64.414	150
64.415	150
64.416	150
64.423	149
64.501	148
64.502	148
65.XXX	
65.200	152
65.202	152
65.203	152
65.210	152
65.211	152
65.212	152
65.213	152
65.250	152
65.257.01	153
65.259	153
65.300	153
65.301	153
65.302	153
65.303	153
65.304	155
65.305	155
65.306	154
65.307	154
65.308	154
65.309	154
65.310	155
65.311	156
65.312	156
65.313	156
65.314	156
65.315	156
65.316	157
65.317	157
65.318	157
65.319	157
65.320	158
65.321	158
65.322	158
65.323	158
65.324	158
65.325	158
65.326	158
65.327	158
65.328	159
65.329	159
65.330	159
65.331	159
65.332	159
65.333	159
65.334	159
65.335	159
65.336	159
65.337	159
65.338	160
65.339	160
65.340	160
65.341	160
65.342	160
65.343	160
65.344	160
65.345	160
65.346	161
65.347	161
65.348	161
65.350	161
65.351	161
65.352	162
65.353	162
65.354	162
65.355	155
65.500	165
65.501	165
65.502	165
65.550	165
65.600	163
65.601	163
65.602	163
65.603	163
65.604	163
65.605	163
65.606	163
65.607	163
65.608	164
65.609	164
65.610	164
65.611	164
65.612	164
65.613	164
65.614	164
65.615	164
66.XXX	
66.003.01	167
66.004.01	167
66.006.01	167
66.050	168
66.051	168
66.052	168
66.053	169
66.060	169
6V.XXX	
6V.032	39, 49
6V.046	39, 49
6V.068	78
6V.089	78
6V.140	78
70.XXX	
70.001	182

70.001.01	182
70.001.02	182
70.002	182
70.002.01	182
70.002.02	182
70.003	182
70.003.01	182
70.021	184
70.021.01	184
70.021.02	184
70.022	184
70.022.01	184
70.022.02	184
70.101	183
70.102	183
70.103	183
70.104	183
70.105	183
70.121	185
70.122	185
70.123	185
70.222	184
70.222.01	184
70.222.02	184
70.321	184
70.321.01	184
70.321.02	184
70.322	184
70.322.01	184
70.322.02	184
70.323	185
70.323.01	185
70.901	182
70.901.01	182
70.901.02	182
71.XXX	
71.001	186
71.300	186
71.410	186
71.410.01	186
71.410.02	186
74.XXX	

74.012	186
74.015	186
74.015.01	186
74.020	186
74.112	186
74.115	186
75.XXX	
75.010	186
75.013	186
75.018	186
75.025	187
75.030	187
75.041	187
75.041.01	187
76.XXX	
76.001	170
76.001.W	170
76.002	170
76.003	171
76.004	171
76.005	171
76.006	172
76.007	170
76.011	173
76.015	173
76.015.01	173
76.016	174
76.016.01	174
76.017	174
76.017.01	175
76.020	175
76.021	175
76.022	176
76.031	176
76.032	176
76.033	177
76.040	177
76.051	177
76.052	178
76.053	178
76.054	178
N61.XXX	

N61.0012.4US	60
N61.0016.4US	60
N61.0020.4US	60
SP.XXX	
SP.001.08	188
SP.001.08X	189
SP.002.10	188
SP.002.10X	189
SP.003.12	188
SP.003.12X	189
SP.004.08X	189
SP.005.10X	189
SP.010.12	188
SP.010.12X	189
SP.011.10X	189
SPA.XXX	
SPA.002.0058	191
SPA.002.0078 L	191
SPA.003.0013	191
SPA.012.0183	192
SPA.014.0023	192
SPA.030.0145	192
SPA.140.0008	193
SPA.140.0051	193
SPA.140.0054	193
SPA.140.0059	193
SPA.140.0114	193
SPA.140.0242	193
SPA.140.0245	193
SPA.140.0253	193
SPA.140.0313	193
SPA.140.0379	193
SPA.140.0382	193
SPA.140.0387	193
SPA.140.0442	193
SPA.140.0445	193
SPA.140.0587	193
SPA.140.0590	193
SPA.141.0015	193
SPA.142.0001	191
SPA.142.0003	191
SPA.142.0020	191

SPA.142.0022	191
SPA.145.0075	192
SPA.145.0076	192
SPA.145.0078	192
SPA.145.0080	192
SPA.145.0085	192
SPM.XXX	
SPM.308.08.15	190
SPM.308.10.15	190
SPM.308.12.15	190
SPM.316.08.15	190
SPM.316.10.15	190
SPP.XXX	
SPP.003.12X	189
SPT.XXX	
SPT.308.10.05	190
SPT.308.12.05	190
SPT.308.16.05	190
SPT.308.20.05	190
SPT.308.24.05	190
SPT.308.32.05	190
SPT.316.12.05	190
SPT.316.16.05	190
SPT.316.20.05	190
SPT.316.24.05	190
SPT.316.32.05	190
SWM.XXX	
SWM.ADF.01	196
SWM.ADF.02TCT	195
SWM.GOGLE.01TC	197
SWM.HEADBAND.G01	197
SWM.HOOD.G01	197
SWM.INNER.01	196
SWM.INNER.G01	197
SWM.INNER.02	195
SWM.LIGHT.01G	197
SWM.OUTER.01	196
SWM.OUTER.G01	197
SWM.OUTER.02	195
SWM.PRZYŁBICA.01	196
SWM.PRZYŁBICA.02TCT	195

SWM.UCHWYT.01	196
SWM.UCHWYT.G01	197
TCI.XXX	
TCI1151022	199
TCI1251022	199
TCI1251622	199
TCI1252522	199
TCI2302022	199
TCI2303022	199
TCI3003032	199
TCI3503532	199
TCI4004032	199
TLC.XXX	
TLC1252240	200
TLC1252260	200
TLC1252280	200
TLI.XXX	
TLI12522100	199
TLI12522120	199
TLI1252240	199
TLI1252260	199
TLI1252280	199
TLIF1252240	199
TLP.XXX	
TLP1252240	200
TLP1252260	200
TLP1252280	200
TLS.XXX	
TLS12522100	200
TLS12522120	200
TLS1252240	200
TLS1252260	200
TLS1252280	200
TLSF1252240	200
TZI.XXX	
TZI1256022	199
TZI2306022	199

NOTATKI
Notes | Notizen

SUPER OFERTA

NIEZAWODNE TARCZE
DO CIĘCIA I SZLIFOWANIA

STAR® FLEX

www.starflex.pl

LOKALIZACJA

Location | Standort

GPS 52.457248, 16.675064
Sowia 6C, 62-080 Tarnowo Podgórne

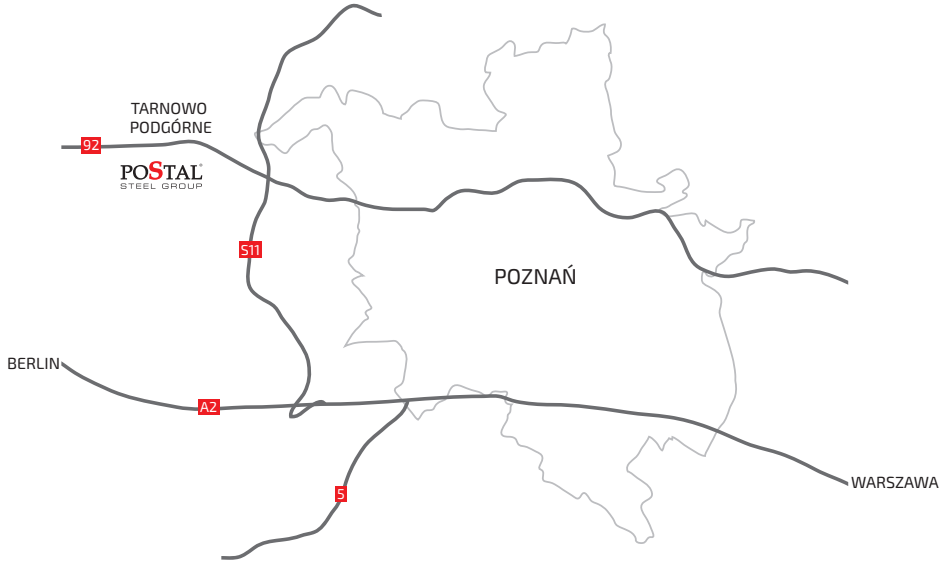

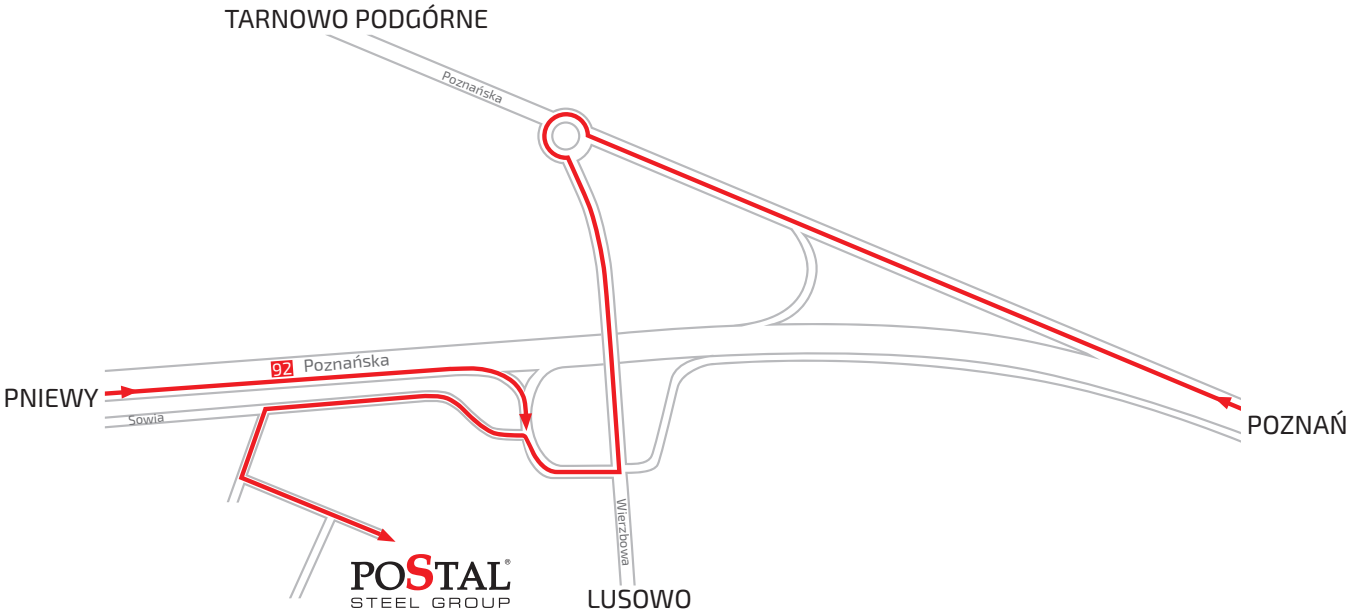

LOKALIZACJA
Location | Standort

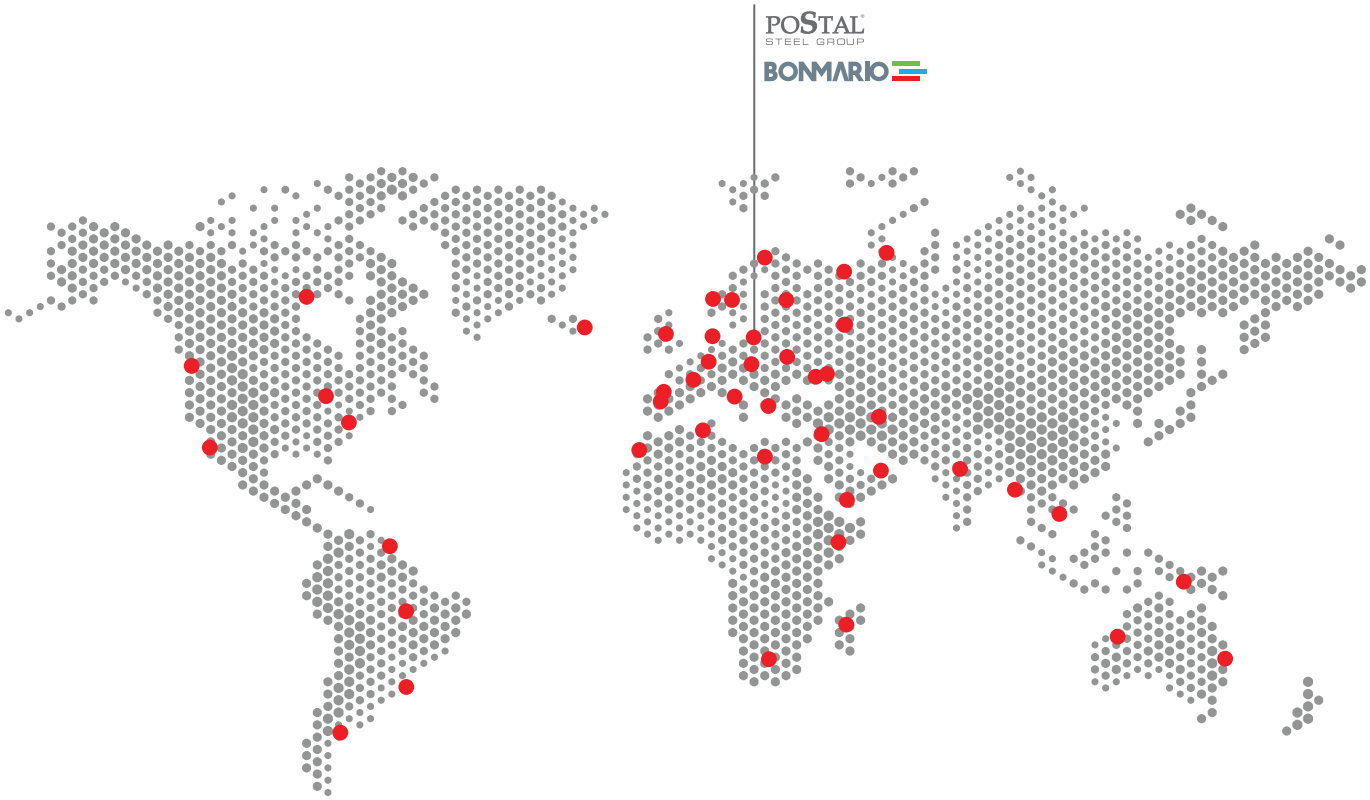

PSG by POSTAL STEEL GROUP

BONMARIO

Postal Steel Group Polska Sp. z o.o.
ul. Sowia 6 | „Sowia" Park Przemysłowy
62-080 Tarnowo Podgórne
T: +48 61 65 25 900, +48 510 915 915
zamowienia@postal.pl

www.bonmario.com

PSG
GLOBAL HARDWARE